



# Welcome!

The training will begin shortly





U.S. Department of the Interior  
**Bureau of Indian Education**

# BIE Data Interaction Reporting

September 7, 2023

September 8, 2023



# Housekeeping

- All participants should remain on mute with their video off.
- Post all questions to the chat.
  - Questions will be addressed at each section break.
- Please add your name, email, and school to the chat.
- This training will be recorded.
- The recording will be posted to the Help & Support site.





# Welcome & Introductions

# Bureau of Indian Education (BIE)

- Aurelia Shorty, Education Program Specialist, Project Manager for Science
- Margo DeLaune, Acting Chief Academic Officer
- Donald Griffin, Section 504 Program Coordinator

## Cognia

- Mara Allaire, Program Manager
- Sarah McCain, IT Project Manager II

## eMetric

- Aarti Jagtap, Project Manager III
- Kaelee Harper, Senior Support Center Manager



# BIE Science and MSAA Assessment Reporting in Data Interaction

Aarti Jagtap, eMetric  
Kaelee Harper, eMetric

# Agenda

- Terms and Acronyms
- What Kind of Information is Available in Data Interaction?
- Key Dates
- Account Types and Accessing Data Interaction Reports in the Portal
- Generating Reports and Using Tools in Data Interaction
  - Student List
  - Summary Reports
  - Data Tools
  - Other features
- Demo
- Additional Training Resources



# Terms and Definitions

- **BIE Science Assessments Portal** (aka “Portal”): website serving as entry point for online testing and reporting for BIE Science assessments and MSAA reporting
  - [bie.cognia.org](http://bie.cognia.org) (viewable on desktop and mobile device)
- **iTester**: eMetric online test administration system used with BIE Science assessments (Summative and Benchmark Science), accessed via the Portal
- **Data Interaction**: eMetric reporting system for educators, accessed via the Portal





# BIE Science Assessment Online System

## Online System

Administration and Reporting Portal

<https://bie.cognia.org>

Test Delivery  
Student Test Interface

Users

Reporting

Reporting Portal for BIE  
Science Assessment and  
MSAA Alternate Assessment,  
both!

Site Setup

Transfer

Sessions

Scoring

Kiosk

Browser

# Key Dates

## Key Reporting Dates

Spring 2023 MSAA ELA & Math reports available in DI (includes ISR PDFs)	July 17, 2023
Spring 2023 BIE Science report data files available in DI	Aug 28, 2023
Spring 2023 BIE Science ISRs PDFs in DI	Sep 11, 2023
Spring 2023 MSAA Science reports available in DI	Oct 16, 2023
Benchmark Science administration window opens	Sep 18, 2023
Benchmark Science administration window closes	Mar 8, 2024
Benchmark Science reports in DI	After test is completed





## Access

- <http://bie.cognia.org>
- Open all year, previous accounts can be used this year
- For new School Test Coordinators, accounts will be created by Cognia & credentials will be emailed to you
  - STCs will create all new portal user accounts
  - Usernames must be unique
  - Your email address controls your account
  - New users will receive two automated emails, one with username and one with temporary password from [bietechsupport@cognia.org](mailto:bietechsupport@cognia.org)
- When an account is deactivated or reactivated, the user will receive an email
- **STCs should periodically audit and deactivate user accounts**

User Role	Responsibilities
School Test Coordinator (STC)	<ul style="list-style-type: none"><li>• Manage Users (add, edit, or deactivate)</li><li>• Access proctor password</li><li>• Edit student information &amp; assign student accommodations</li><li>• Create, edit, and delete classes</li><li>• Schedule test sessions &amp; print logins</li><li>• Manage &amp; monitor test sessions</li><li>• Assign test report code</li><li>• Prepare IT network for student testing if there is no IT Coordinator</li><li>• <i>View Science, MSAA, and Science Benchmark results in Data Interaction</i></li></ul>
IT Coordinator (ITC)	<ul style="list-style-type: none"><li>• Prepare IT network for student testing</li><li>• Conduct Site Readiness testing</li></ul>
Test Administrator (TA)	<ul style="list-style-type: none"><li>• Create classes</li><li>• Create test sessions</li><li>• View their students and test sessions</li><li>• Print student login tickets for their test sessions</li><li>• Manage &amp; monitor test sessions</li><li>• Assign test report codes</li><li>• Score human scored items for Benchmark tests</li><li>• <i>View Science Benchmark results in Data Interaction</i></li></ul>
Report Access Only (RAO)	<ul style="list-style-type: none"><li>• <i>View Science, MSAA, and Science Benchmark results in Data Interaction</i></li></ul>

# Portal Log-in



Portal URL: <https://bie.cognia.org/>

Welcome!

Bureau of Indian Education Science Assessment



Log In

eMetric

v3.25.0 Copyright © 2022 eMetric LLC Contact Us 800-887-7027 Terms of Use Privacy Policy

# Portal Main Page (STC View)



1 2

Users

3 4 5

New User Help & Support Logout

Bureau of Indian Education Science Assessment Portal  
BIE

6 7

Administration Reporting

Organize students for testing, schedule tests, and monitor testing progress.

View summary and individual student results by test and content standards.

v3.25.0 Copyright © 2022 eMetric LLC Contact Us 800-887-7027 Terms of Use Privacy Policy

Icon	Description
1	BIE logo returns to portal home page
2	Access User Management
3	View & Edit user profile
4	Access the BIE Help & Support Site
5	Logout of the portal
6	Access Administration Component
7	Access Reporting



# What is Available in Data Interaction?

- Reports available:
  - Roster (with customizable fields that vary with program)
  - Individual Student Report (the layout is different from the Cognia paper ISR)
  - Summary reports
  - Data tools
    - Summary
    - Distribution
    - Cross-Tab
    - Scatter plot (MSAA only)
    - Filters
- User Tools:
  - Student search
  - Save reports
  - Share reports
  - Download reports
  - Download paper ISR in pdf file
  - User activity log
  - Help guide

# Data Interaction Main Page

U.S. Department of the Interior  
**Bureau of Indian Education**

Shared Reports Download Center Help Saved Reports Bureau School

Back to BIE Science Assessment Portal

Program: Science (General Education)

Report: Performance Summary View

Admin: 2022

Grade: Grade 5 Grade 8 Grade 11

Organization 0 selected

Search within BIE State

BIE State

Cyber Valley District-CVD

Last Name Please enter at least 4 characters

Get Report

## Select Program:

- MSAA (Alternate Assessment)
- Science (General Education)
- Science Benchmark

## Select Report:



- Performance Summary
- Roster
- Data Tools

## Select Organization:

- BIE State: BIE summary level data only
- BOS, TCS or NAV: summary level data only
- School name: school summary data and any student in school



# Data Interaction Main Page

 U.S. Department of the Interior  
**Bureau of Indian Education** 

[Back to BIE Science Assessment Portal](#)

Program:

Report:

Admin:  2022

Grade:  Grade 5  Grade 8  Grade 11

Organization 0 selected

BIE State

[Shared Reports](#) [Download Center](#) [Help](#) [Saved Reports](#) **Bureau School** ▼

Last Name

## Other Tools:

- **Shared Reports:** Reports shared by other users
- **Download Center:** retrieve large file downloads here (i.e., 100+ ISR PDFs) or zip files with paper ISRs in PDF files
- **Help guide**
- **Save report:** Reports you saved
- **Search for specific student by name or student ID (NASIS ID)**

# Performance Summary - Table



Bureau School ▾

[Back to BIE Science Assessment Portal](#)

Performance Summary View: Science (General Education), Cyber Valley School 1-SCHCV1, 2022, Grade 5

Options Save Download Table Chart Transpose

Group	Admin	Grade	Science				
			Tested	Novice	Nearing Proficiency	Proficient	Advanced
				%	%	%	%
Cyber Valley School 1-SCHCV1	2022	Grade 5	9	44	56	0	0

Organization Stats Disaggregate Filter

Subjects

	Tested	Average Scale Score	% in Each Achievement Level	% in Each Performance Indicator
Science	<input checked="" type="checkbox"/>	<input type="checkbox"/>	<input checked="" type="checkbox"/>	-
Physical Sciences	<input type="checkbox"/>	<input type="checkbox"/>	<input type="checkbox"/>	<input type="checkbox"/>
Life Sciences	<input type="checkbox"/>	<input type="checkbox"/>	<input type="checkbox"/>	<input type="checkbox"/>
Earth and Space Sciences	<input type="checkbox"/>	<input type="checkbox"/>	<input type="checkbox"/>	<input type="checkbox"/>

Groups Per Page: 20

Cancel Update

Organization Stats Disaggregate Filter

Subgroups

Gender LEP S

Groups Per Page: 20

Jump to: 1 Go

Organization Stats Disaggregate Filter

Add Filter Reset

Showing students who are

Relationship  And  Or

Groups Per Page: 20

Cancel Update

# Performance Summary - Table

Disaggregated by Gender and show % of students in each Performance Indicator

U.S. Department of the Interior  
Bureau of Indian Education

Help ? Bureau School ▾

Back to BIE Science Assessment Portal

Performance Summary View: Science (General Education), Cyber Valley School 1-SCHCV1, 2022, Grade 5

Options Save Download Table Chart Transpose

Group	Admin	Grade	Tested	Science				Physical Sciences			Life Sciences			Earth and Space Sciences		
				Novice %	Nearing Proficiency %	Proficient %	Advanced %	Below %	At/Near %	Above %	Below %	At/Near %	Above %	Below %	At/Near %	Above %
Cyber Valley School 1-SCHCV1	2022	Grade 5	9	44	56	0	0	89	11	0	78	22	0	78	22	0
Male	2022	Grade 5	4	50	50	0	0	75	25	0	50	50	0	75	25	0
Female	2022	Grade 5	5	40	60	0	0	100	0	0	100	0	0	80	20	0

Click on the blue text to disaggregate or drill to roster

# Save Report



U.S. Department of the Interior  
Bureau of Indian Education




Bureau School ▾

[Back to BIE Science Assessment Portal](#)

Performance Summary View: Science (General Education), Cyber Valley School 1-SCHCV1, 2022, Grade 5









Group	Admin	Grade	Tested	Average Scale Score	Science				B
					Novice	Nearing Proficiency	Proficient	Advanced	
					%	%	%	%	
Cyber Valley School 1-SCHCV1	2022	Grade 5	9	545	44	56	0	0	
Male	2022	Grade 5	4	548	50	50	0	0	
Female	2022	Grade 5	5	544	40	60	0	0	

Folder: My Saved Reports 

Save this report as:

My New Saved Report

 Female all Demographics and PLs  

 Gender, Ave SS, PI  

# Share Report

The screenshot shows a web application interface for the Bureau of Indian Education. The main content area displays a performance summary for Science (General Education) at Cyber Valley School 1-SCHCV1, 2022, Grade 5. A 'Share Report' dialog box is open, allowing the user to select an organization to share the report. The dialog box shows a search bar and a list of organizations, with 'Cyber Valley School 1-SCHCV1' selected. The background interface includes a navigation bar with 'Bureau School' and a toolbar with options like 'Options', 'Save', 'Download', 'Table', 'Chart', and 'Transpose'. A table of test results is visible in the background.

Group	Admin	Grade	Test
Cyber Valley School 1-SCHCV1	2022	Grade 5	9
Male	2022	Grade 5	4
Female	2022	Grade 5	5

**Share Report**

Organization 1 selected (clear)

Search

- ✓ Cyber Valley School 1-SCHCV1
- Cyber Valley School 1-SCHCV1
- Cyber Valley School 2-SCHCV2

Share Cancel

# Download Report

U.S. Department of the Interior  
Bureau of Indian Education

Help Bureau School

Back to BIE Science Assessment Portal

Performance Summary View: Science (General Education), Cyber Valley School 1-SCHCV1, 2022, Grade 5

Options Save Download Table Chart Transpose

Group	Admin	Grade	Test	Science				Physical Sciences			Life Sciences			Earth and Space Sciences		
				Novice	Nearing Proficiency	Proficient	Advanced	Below	At/Near	Above	Below	At/Near	Above	Below	At/Near	Above
Cyber Valley School 1-SCHCV1	2022	Grade 5	9					%	%	%	%	%	%	%	%	%
Male	2022	Grade 5	4					11	0	78	22	0	78	22	0	
Female	2022	Grade 5	5					25	0	50	50	0	75	25	0	
								0	0	100	0	0	80	20	0	

### Download Report

Download  PDF  CSV  EXCEL

Report Name

Layout  Landscape  Portrait

Pages  Current Page  All  Custom

Download

Page 1 of 1 Jump to: 1



# Download Center



[← Back to BIE Science Assessment Portal](#)



Bureau School ▼

Created For Me

Created By Me

No Queued PDF's available for download.



# Download Center

Online Reporting by Data Interaction™

Back to New Mexico Portal

Queued PDF

Admin eMetric

	Report Name	Status	Date	Pages
	All BOY G3	queued	08/06/2021 22:51:21	5747

File is being generated

File is complete and ready for download

Online Reporting by Data Interaction™

Back to New Mexico Portal

Queued PDF

Admin eMetric

	Report Name	Status	Date	Pages
	All BOY G3	finished	08/06/2021 22:51:21	5747



# Performance Summary – Chart



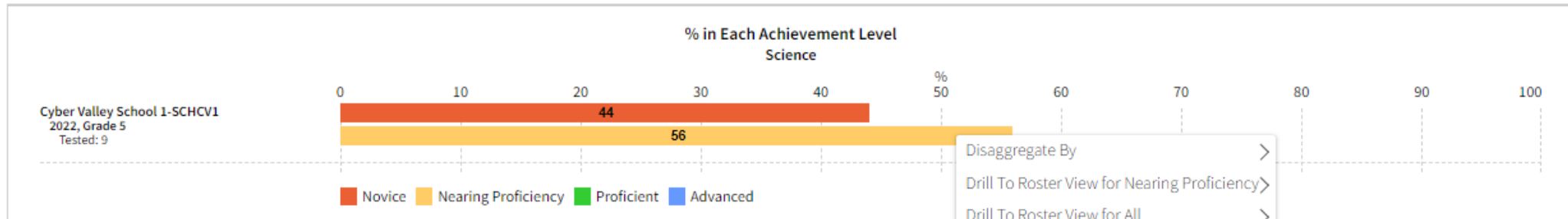
Bureau School ▾

[Back to BIE Science Assessment Portal](#)

Performance Summary View: Science (General Education), Cyber Valley School 1-SCHCV1, 2022, Grade 5



Sort By: None ▾



# Performance Summary – Transpose



Bureau School ▾

[Back to BIE Science Assessment Portal](#)

Performance Summary View: Science (General Education), Cyber Valley School 1-SCHCV1, 2022, Grade 5

Options Save Download Table Chart Transpose

Group	Subject	Admin	Grade	Tested	% in Each Performance Indicator		
					Below	At/Near	Above
					%	%	%
Cyber Valley School 1-SCHCV1	Science	2022	Grade 5	9			
Cyber Valley School 1-SCHCV1	Physical Sciences	2022	Grade 5		89	78	78
Cyber Valley School 1-SCHCV1	Life Sciences	2022	Grade 5		11	22	22
Cyber Valley School 1-SCHCV1	Earth and Space Sciences	2022	Grade 5		0	0	0

# Roster

- Options: choose fields and score data you want to view (demographic data, test data, reporting categories, etc.)
- Save: save the report to retrieve it later without having to add or remove fields and sorting
- Download: download the data you are looking at in excel, csv or PDF
- Student: view the student's ISRs



Back to BIE Science Assessment Portal

Roster View: Science (General Education), Cyber Valley School 1-SCHCV1, 2022, Grade 5



Options Save Download Roster Student

		Science	
Last Name	First Name	Scale Score	Achievement Level
Forty	Student	548	Nearing Proficiency
Fortyfour	Student	535	Novice
Fortyone	Student	549	Nearing Proficiency
Fortythree	Student	542	Novice
Fortytwo	Student	550	Nearing Proficiency
Thirtyeight	Student	549	Nearing Proficiency
Thirtynine	Student	541	Novice
Thirtyseven	Student	558	Nearing Proficiency
Thirtysix	Student	537	Novice

# Roster



Back to BIE Science Assessment Portal

Roster View: Science (General Education), Cyber Valley School 1-SCHCV1, 2022, Grade 5

Options Save Download Roster Student

Forty  
Fortyfour  
Fortyone  
Fortythree  
Fortytwo  
Thirtyeight  
Thirtynine  
Thirtyseven  
Thirtysix

Last Name	First Name
Forty	Student
Fortyfour	Student
Fortyone	Student
Fortythree	Student
Fortytwo	Student
Thirtyeight	Student
Thirtynine	Student
Thirtyseven	Student
Thirtysix	Student

Organization Fields Scores Search Filter

General Information Select All / Reset  
District Name District Number School Name School Number

Student Information Select All / Reset  
Middle Initial Student ID Date of Birth Student Grade

Demographics Select All / Reset  
Gender LEP Special Education FAY

Groups Per Page 20 Cancel Update

# Individual Student Report



Help Recent

[Back to BIE Science Assessment Portal](#)

**Individual Report:** Science (General Education), Cyber Valley School 1-SCHCV1, 2022, Grade 5

Drill To Selection: Students whose Last Name is Thirtyseven, First Name is Student

## Thirtyseven, Student

Student ID: 100000037

District Name: Cyber Valley District-CVD

School Name: Cyber Valley School 1-SCHCV1

Date of Birth: 01/09/1999

Student Grade: Grade 5

Score Results	Scale Score	Achievement Level	Performance Indicator
Science	558	Nearing Proficiency	
Physical Sciences			At/Near
Life Sciences			At/Near
Earth and Space Sciences			Below

# Roster Summarize and Distribute Options

Last Name	First Name	Scale Score	Science	Achievement Level
Forty	Student	548		Nearing Proficiency
Fortyfour	Student	535		Novice
Fortyone	Student	549		Nearing Proficiency
Fortythree	Student	542		Novice
Fortytwo	Student	550		Nearing Proficiency
Thirteight	Student	549		Nearing Proficiency
Thirtynine	Student	541		Novice
Thirtyseven	Student	558		Nearing Proficiency
Thirtysix	Student	537		Novice

Sort >

Summarize

Summarize By >

- Gender
- LEP
- Special Education
- FAY

Distribute

Distribute By >

# Roster Summarize and Distribute Options



Help Recent

Bureau School ▾

Back to BIE Science Assessment Portal

Summary Statistics: Science (General Education), Cyber Valley School 1-SCHCV1, 2022, Grade 5

Options Save Download Summarize Distribute Cross-Tab

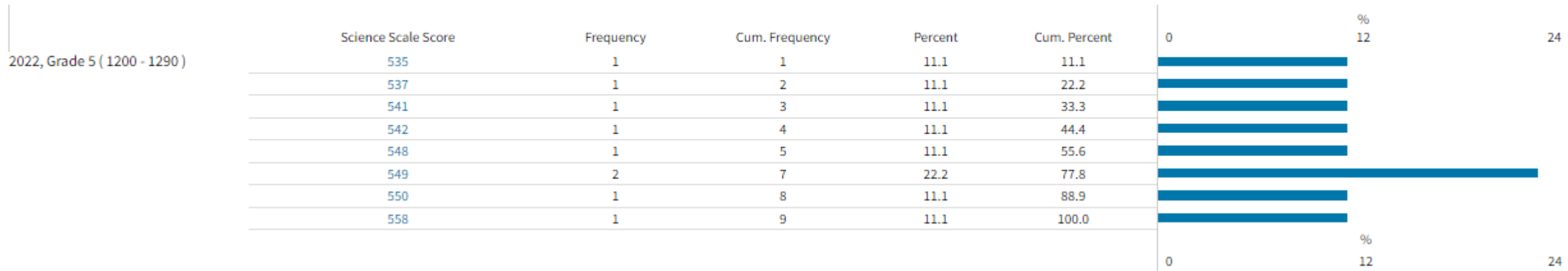
## Science Scale Score

Gender	Population	Valid N	Mean	S.D.	Minimum	Maximum
Male	4	4	547.5	7.9	541	558
Female	5	5	543.8	7.2	535	550

Frequency Distribution: Science (General Education), Cyber Valley School 1-SCHCV1, 2022, Grade 5

Options Save Download Summarize Distribute Cross-Tab

## Science Scale Score



# Data Tools - Summarize



[Back to BIE Science Assessment Portal](#)

Summary Statistics: Science (General Education), Cyber Valley School 1-SCHCV1, 2022, Grade 5



## Science Scale Score

Population	Valid N	Mean	S.D.	Minimum	Maximum
9	9	545.4	7.3	535	558



# Data Tools - Distribute

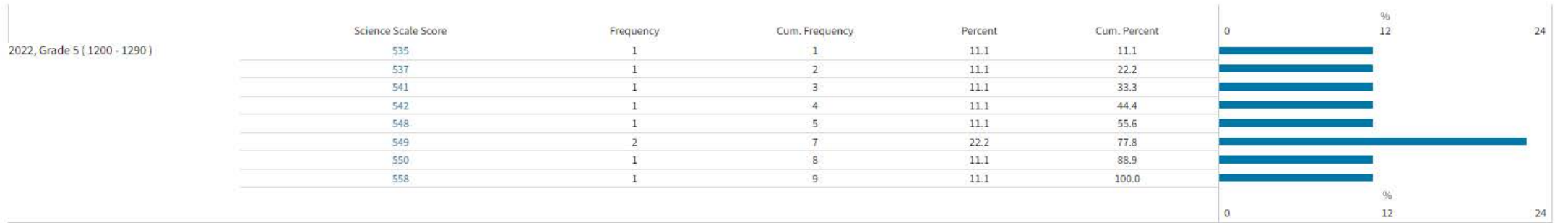


[Back to BIE Science Assessment Portal](#)

Frequency Distribution: Science (General Education), Cyber Valley School 1-SCHCV1, 2022, Grade 5



## Science Scale Score



# Data Tools – Cross Tab



[Back to BiE Science Assessment Portal](#)

Cross-Tab: Science (General Education), Cyber Valley School 1-SCHCV1, 2022, Grade 5



## Physical Sciences Performance Indicator by Life Sciences Performance Indicator

Number Tested

Life Sciences Performance Indicator	Physical Sciences Performance Indicator			Total
	Below	At/Near	Above	
Below	7	0	0	7
At/Near	1	0	0	2
Above	0	0	0	0
Total	8	1	0	9

[Drill To Roster View >](#)

# Shared Reports



Bureau Reports ▾

[Back to BIE Science Assessment Portal](#)

Program: MSA (Alternate As

Report: Performance Summ

Admin: ✓ 2022

Grade: ● Grade 3 Grade

No.Org available.

**Organization:** Cyber Valley School 1-SCHCV1 ▾

Female all Demographics and PLs

Please enter at least 4 characters 🔍

Get Report

11/16/21 1:48



# Downloading the Paper ISR in a .PDF File

In the *Download Center*, *Created For Me* menu, you can download a zip file containing pdf files of the paper ISR!

[← Back to BIE Science Assessment Portal](#)

Created By Me | **Created For Me**

Program: MSA (Alternate Assessment) ▼

Report: ISR pdf ▼

Year: ● 2022

Organization: Demo School 1

🔍 Search within Bureau Operated Schools

BIE

Bureau Operated Schools ▲

● Demo School 1

Download

I



# User Activity



[Back to BIE Science Assessment Portal](#)

User Activity

User Activity (Summary)

Logout

Bureau School ▾

Control Panel

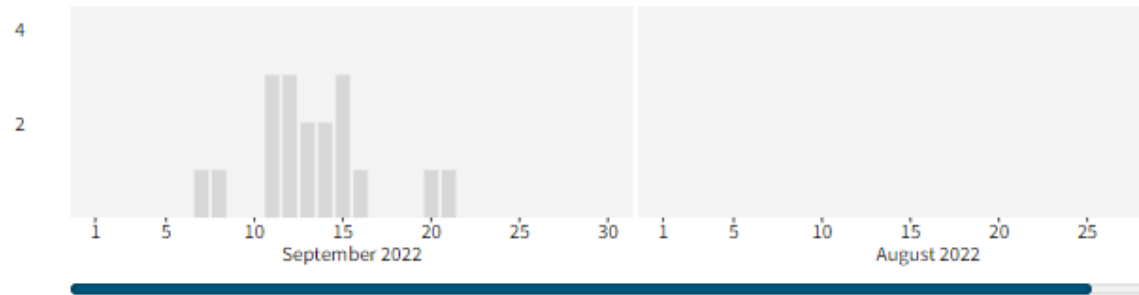
Logout

## User Activity (Summary)

Summary By User By Report By Organization

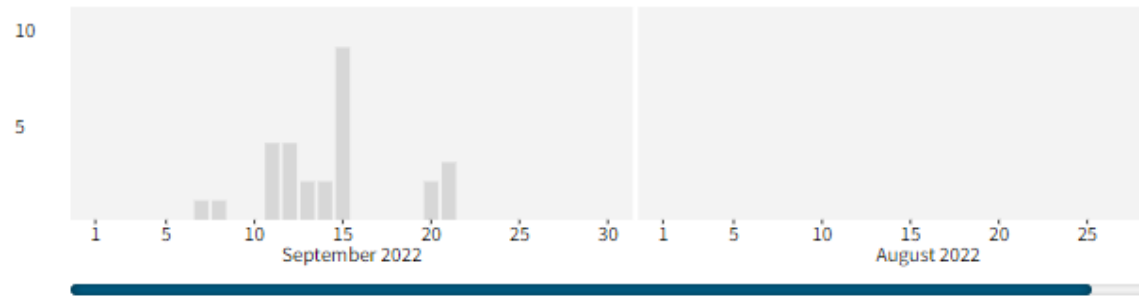
### Unique Logins

Daily Weekly Monthly Yearly From: Aug 2022 To: Sept 2022



### Total Logins

Daily Weekly Monthly Yearly From: Aug 2022 To: Sept 2022



# Demo



Questions?



# Help & Support Site

## General Education Science

- <https://bie.onlinehelp.cognia.org/>
- Resources will be posted throughout the year
  - Key dates
  - Manuals
  - Training videos
  - Practice tests
    - Access to CBT practice test and answer documents
    - Downloadable PDFs of the practice test
  - Reporting resources
    - <https://bie.onlinehelp.cognia.org/reporting/>



# Help Desk

- Hours
  - Monday–Friday from 9:00 a.m.–6:00 p.m. (ET)
- Contact information
  - Phone: 800-887-7027
  - Email: [BIETechSupport@cognia.org](mailto:BIETechSupport@cognia.org)
  - Chat (accessible from the BIE Help & Support site)





**Thank you!**

# Knowledge is Opportunity



Cognia is a global nonprofit that has the knowledge to help schools improve outcomes for all learners.

