



# Welcome!

The training will begin shortly





# Bureau of Indian Education

## Science Assessment

Managing Users and Assigning Tests

Spring 2024



# Housekeeping

- All participants should remain on mute with their video off.
- Post all questions to the Q&A area.
  - Questions will be addressed at each section break.
- Please add your name, email, and school to the chat.
- This training will be recorded.



# Welcome & Introductions

# Bureau of Indian Education (BIE)

- Aurelia Shorty, Education Program Specialist (Assessment & Accountability)
- Dr. Carmelia Becenti, Chief Academic Officer
- Dr. Douglas Clauschee, Educational Research Analyst
- Dr. BJ Howerton, CAO-Program Analyst
- Don Griffin, Section 504 Program Coordinator

## Cognia

- Mara Allaire, Program Manager
- Sarah McCain, Project Manager

## eMetric

- Aarti Jagtap, Project Manager
- Kaelee Harper, Senior Support Center Manager



# Bureau of Indian Education Science Assessment

Spring 2024 Portal Training

# Agenda

- Key Dates
- Overview of system and testing process
- School Test Coordinator tasks (STC)
  - Managing students and accommodations
  - Creating classes
  - Creating test sessions
  - Monitoring and completing testing
- Students
  - Tools and accommodations
  - Launching the testing kiosk application and logging in
  - Navigating through the test and turning-in the test
  - Technology considerations
- Additional training resources
- Questions



# Key Dates

## Test Preparation Key Dates

Practice tests live	All year
Portal opens & kiosks available for download	September 11, 2023
Science Benchmark administration window	September 18, 2023 – March 8, 2024
Tests available for scheduling in Portal	March 4, 2024
Science Summative test administration window	March 11 – April 19, 2024
STC Post-test data clean up window in portal	April 22 – 24, 2024





# The BIE Science Assessment Portal

- Single portal (<https://bie.cognia.org>) used for
  - *Science Summative assessment*
  - *Science Benchmark assessments (optional)*
  - *Access to Science Summative and Benchmark reports*
- Same student records will be used for Benchmark and spring BIE Summative Science

Summative	Benchmark (Formative)
School Test Coordinators (STC) manage testing	Teachers (TA) can manage testing using TA account
Students must use kiosk to access test	Students can access tests using a web browser or kiosk
Session access codes are used	Session access codes are NOT used
Machine or professionally scored tests with later reporting	Teachers score human scored items and receive near-real-time results

# BIE Science Assessment Online System

## Online System

Administration and Reporting Portal

<https://bie.cognia.org>

Test Delivery  
Student Test Interface

Users

Reporting

Administration

Kiosk

Browser

Site  
Setup

Students

Enrollment  
Transfer

Classes

Test  
Sessions

Scoring



# Test Preparation Process

## ITC

1. Download and install kiosks/apps (optional)
2. Complete Site Readiness Test

## STC

1. Create user accounts
2. Add/edit/transfer students
3. Assign accessibility features & accommodations

## STC/TA

1. Create classes
2. Schedule classes for test
3. Print/distribute log-in tickets

## Students

1. Launch kiosk or browser
2. Log-in and test

*After testing...*

## STC

1. Update test report codes and student records as needed
2. View results in Data Interaction (later this year)





## Access

- <http://bie.cognia.org>
- Open all year, previous accounts can be used this year
- For new School Test Coordinators (STCs), accounts will be created by BIE (Aurelia Shorty will create accounts for STCs).
  - STCs will create all new portal user accounts
  - Usernames must be unique
  - Your email address controls your account
  - New users will receive two automated emails, one with username and one with temporary password from [bietechsupport@cognia.org](mailto:bietechsupport@cognia.org)
- When an account is deactivated or reactivated, the user will receive an email
- STCs should periodically audit and deactivate used accounts


User Role	Responsibilities
School Test Coordinator (STC)	<ul style="list-style-type: none"><li>• Manage Users (add, edit, or deactivate)</li><li>• Access proctor password</li><li>• Edit student information &amp; assign student accommodations</li><li>• Create, edit, and delete classes</li><li>• Schedule test sessions &amp; print logins</li><li>• Manage &amp; monitor test sessions</li><li>• Assign test report code</li><li>• Prepare IT network for student testing if there is no IT Coordinator</li></ul>
IT Coordinator (ITC)	<ul style="list-style-type: none"><li>• Prepare IT network for student testing</li><li>• Conduct Site Readiness testing</li></ul>
Test Administrator (TA) Note: TA must have access to the BIE Science program to work on Summative assessments	<ul style="list-style-type: none"><li>• Create classes</li><li>• Create test sessions</li><li>• View their students and test sessions</li><li>• Print student login tickets for their test sessions</li><li>• Manage &amp; monitor test sessions</li><li>• Assign test report codes</li></ul>
Report Access Only (RAO)	<ul style="list-style-type: none"><li>• View Reports</li></ul>

# Test Administrator Permissions

- A TA can add any student in their school to their class
- A TA can only view the student record for any student in one of their classes
  - A TA cannot edit the student record
- A TA can view, edit or delete any class to which they have been designated the TA
- A TA can schedule their class to any program that have access to
  - Programs: BIE Science Benchmark, BIE Science Assessment
- A TA can view, edit or delete a test session if they are the TA for the class in the test session *and* they have access to the program (BIE Science Benchmark and/or BIE Science Assessment)
- Only a TA can Score the human-scored items in Benchmark assessments
- A TA can view Benchmark test results in Reporting for any class they are assigned to



# Program Access



[Users](#) [Jobs](#)

[New User](#) [Help & Support](#) [Logout](#)

Create New User

Save User Cancel

Username\*

First Name\*

New

Last Name\*

User

Email\*

Phone Number

Fax Number

Address

Roles & Organizations

New User has the following role:

No roles selected. Click here to choose role(s).

New User belongs to the following organizations:

No organizations selected. Click here to choose organization(s).

Click here to select organization(s).

New User has access to the following programs:

BIE Science Benchmark

BIE Science Assessment

Click here to select program(s).

<https://bie-rel.emetric.net/Home/Dashboard#> v3.25.0 Copyright © 2022 eMetric LLC [Contact Us](#) 800-887-7027 [Terms of Use](#) [Privacy Policy](#)

# Portal Log-in



Portal URL: <https://bie.cognia.org/>

Welcome!

Bureau of Indian Education Science Assessment



Log In

eMetric


v3.25.0 Copyright © 2022 eMetric LLC Contact Us 800-887-7027 Terms of Use Privacy Policy



# Portal Main Page (STC View)



1



2

Users

3

New User

4

Help & Support


5

Logout

Bureau of Indian Education Science Assessment Portal

BIE


6



Administration

Organize students for testing, schedule tests, and monitor testing progress.

7



Reporting

View summary and individual student results by test and content standards.


v3.25.0 Copyright © 2022 eMetric LLC [Contact Us](#) 800-887-7027 [Terms of Use](#) [Privacy Policy](#)

Icon	Description
1	BIE logo returns to portal home page
2	Access User Management
3	View & Edit user profile
4	Access the BIE Help & Support Site
5	Logout of the portal
6	Access Administration Component
7	Access Reporting

# Portal Main Page (TA view)



1



Bureau of Indian Education Science Assessment Portal  
BIE

2

William


3

Help & Support

4

Logout


5



Administration

Organize students for testing, schedule tests, and monitor testing progress.


6



Reporting

View summary and individual student results by test and content standards.

7



Scoring

Score student responses to open-ended items using the distributed scoring interface.

*TA Only!*


Icon	Description
1	BIE logo returns to portal home page
2	View & Edit user profile
3	Access the BIE Help & Support Site
4	Logout of the portal
5	Access Administration Component
6	Access Reporting
7	Access Scoring – <i>TA user role ONLY for Benchmark program ONLY!</i>

v3.25.0 Copyright © 2022 eMetric LLC [Contact Us](#) 800-887-7027 [Terms of Use](#) [Privacy Policy](#)

# Administration Component (STC view)

1

2



Home

Site Readiness

Students

Enrollment Transfer

Classes

Test Sessions

Dashboard

Materials Management

Test Coordinator

Help & Support

Logout

Home

Welcome to the Bureau of Indian Education Science Assessment portal. This site provides access to student information and test session details.

Based on device configurations at your facility, you or your IT coordinator need to download and install the appropriate student kiosk utilizing the links in the table below. Apps for Chromebooks will need to be downloaded from the app store.

Windows	<a href="#">Student Kiosk for Windows</a>
Mac	<a href="#">Student Kiosk for Mac</a>

If you need assistance utilizing this site, please contact Cognia support at [biotechsupport@cognia.org](mailto:biotechsupport@cognia.org) or toll-free at (800) 887-7027.

Paper versions of Science Benchmark tests can be downloaded using the links below. Note that Science Benchmark tests administered on paper will not be reported in Data Interaction.

Grade 5 Science Benchmark Forms & Answer Keys [Download Zip File](#)

Middle School Science Benchmark Forms & Answer Keys [Download Zip File](#)

High School Science Benchmark Forms & Answer Keys [Download Zip File](#)

5

Proctor password for

Cyber Valley School 1-SCHCV1 (Cyber Valley District-...

XNXP9QMS

6

Site Readiness login for

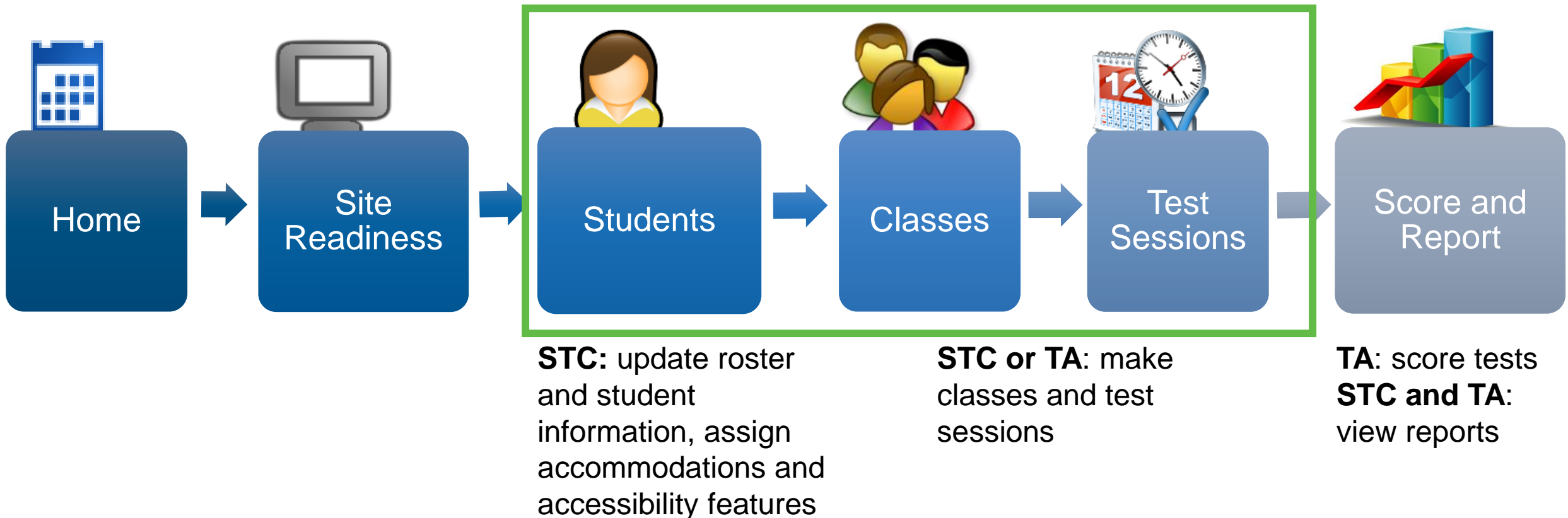
Cyber Valley School 1-SCHCV1 (Cyber Valley District-...

Username: WSR-CVD-SCHCV1

Password: CVD-SCHCV1

Icon	Description
1	BIE logo returns to portal home page
2	Test Administration Menus
3	Windows and Mac Kiosk Application Installers
4	Science Benchmark paper test downloads
5	Proctor Password
6	Site Readiness Login

# Administration Workflow



# Managing Students



- BIE roster loaded 11 Sept 2023
  - Grades 5, 8 and 11 only
- View your current student roster in the Student tab
- Update rosters
  - STCs may request student transfer for students enrolled in other schools at any time
  - STCs may unenroll students from school at any time
  - STCs can add student individually at any time
- Check/update individual student records
  - Demographic data
  - Add/remove accommodations and access to accessibility features
- Tips:
  - State Student ID = NASIS ID
  - On Students tab: Download roster in csv at any time by selecting “Export Roster” under the “Exports” drop down (contains name, NASIS ID and Grade)
  - Can’t add student? They may be enrolled in different school – initiate transfer request
  - Cognia Customer Care desk can assist with student transfers



# Managing Students

[Home](#)[Site Readiness](#)[Students](#)[Enrollment Transfer](#)[Classes](#)[Test Sessions](#)[Dashboard](#)[Materials Management](#)[New User](#)[Help & Support](#)[Logout](#)

## Home

Welcome to the Bureau of Indian Education Science Assessment portal. This site provides access to student information and test session details.

Based on device configurations at your facility, download and install the appropriate student kiosk utilizing the links in the table below. Apps for Chromebooks will need to be downloaded from the app store.

Windows	<a href="#">Student Kiosk for Windows</a>
Mac	<a href="#">Student Kiosk for Mac</a>

If you need assistance utilizing this site, please contact Cognia support at [biotechsupport@cognia.org](mailto:biotechsupport@cognia.org) or toll-free at (800) 887-7027.

Paper versions of Science Benchmark tests can be downloaded using the links below. Note that Science Benchmark tests administered on paper will not be reported in Data Interaction.

Grade 5 Science Benchmark Forms & Answer Keys [Download Zip File](#)

Middle School Science Benchmark Forms & Answer Keys [Download Zip File](#)

High School Science Benchmark Forms & Answer Keys [Download Zip File](#)

Site Readiness login for Cyber Valley School 1-SCHCV1 (Cyber Valley District-...

Username: WSR-CVD-SCHCV1  
Password: CVD-SCHCV1

# Managing Students



[Home](#) [Site Readiness](#) [Students](#) [Enrollment Transfer](#) [Classes](#) [Test Sessions](#) [Dashboard](#) [Materials Management](#) [New User](#) [Help & Support](#) [Logout](#)

Students in Yellowstone Middle School

1

YellowStone Middle School (YellowStone District) ▼  
Choose a Content Area ▼

6

7

Add Student

Upload Accommodations

8

Exports ▼

Export Accommodations  
Export Roster

2

3

4

5

9

Last Name 🔍	First Name 🔍	Middle Initial 🔍	NASIS ID 🔍	Grade 🔍				
FourSixtyone	Student		100000461	8	View Classes	View Test Sessions	Enrollment Info	Edit
FourSixtytwo	Student		100000462	8	View Classes	View Test Sessions	Enrollment Info	Edit
FourSixtythree	Student		100000463	8	View Classes	View Test Sessions	Enrollment Info	Edit
FourSixtyfour	Student		100000464	8	View Classes	View Test Sessions	Enrollment Info	Edit
FourSixtyfive	Student		100000465	8	View Classes	View Test Sessions	Enrollment Info	Edit
FourSixtysix	Student		100000466	8	View Classes	View Test Sessions	Enrollment Info	Edit
FourSixtyseven	Student		100000467	8	View Classes	View Test Sessions	Enrollment Info	Edit
FourSixtyeight	Student		100000468	8	View Classes	View Test Sessions	Enrollment Info	Edit
FourSixtynine	Student		100000469	8	View Classes	View Test Sessions	Enrollment Info	Edit
FourSeventy	Student		100000470	8	View Classes	View Test Sessions	Enrollment Info	Edit

Showing 61 - 70 of 99

<|

Prev

Page 7 of 10

Next

>|

10 ▼ per page

Icon	Description
1	school selector
2	search and sort
3	view classes
4	view test sessions
5	unenroll student
6	add new student
7	bulk upload accommodations
8	export list of students
9	edit a student record



# Add or Edit Student



Student Information   Accommodations   Classes

Required Information:

NASIS ID: \*

Student ID:

First Name: \*

Middle Initial:

Last Name: \*

Gender: \*

Date of Birth: \*

Grade: \*

Tested Grade: \*

Hispanic Status: \*

Race: \*

LEP Program Status: \*

Bilingual Education:

Special Education: \*

Migrant:

Economically Disadvantaged: \*

Gifted: \*

504 Plan: \*

Title 1: \*

Homeless: \*

Foster Care: \*

Military: \*

Test Mode: \*

Full Academic Year:

Save Cancel

Student Information   Accommodations   Classes

**Accessibility Feature**  
Delivered by the Test Platform

☐ Color Contrast ⓘ

**Accessibility Feature**  
Delivered Externally

☐ Headphones/Noise Buffer ⓘ

☐ Read Aloud to Self ⓘ

☐ Alternative Setting ⓘ

**Accommodation (IEP/504)**  
Delivered by the Test Platform

☐ Science TTS English ⓘ

☐ Word Prediction (Embedded) ⓘ

☐ Allow Accessibility Mode Testing ⓘ

**Accommodation (IEP/504)**  
Delivered Externally

☐ Assistive Technology Device Presentation ⓘ

☐ Assistive Technology Device Responses ⓘ

☐ Braille Notetaker ⓘ

☐ Braille Writer ⓘ

☐ Commercial Word-To-Word Dictionary ⓘ

☐ Customized Dual Language Glossary ⓘ

☐ Directions in Native Language ⓘ

☐ Human Reader ⓘ

☐ Human Scribe ⓘ

☐ Human Signer ⓘ

☐ Picture Dictionary ⓘ

☐ Speech-to-Text ⓘ

☐ Tactile Graphics ⓘ

☐ Word Prediction ⓘ

☐ Pocket Word-To-Word Translator ⓘ

☐ Extended Time ⓘ

☐ Small Group ⓘ

Save Cancel

## New for 2023-2024:

- Moved *Science TTS English* from Accessibility to Accommodation
- Moved *Human Reader* from Accessibility to Accommodation
- Added Extended Time accommodation
- Added Small Group accommodation





# Unenroll Student

[Home](#)[Site Readiness](#)[Students](#)[Enrollment Transfer](#)[Classes](#)[Test Sessions](#)[Dashboard](#)[Materials Management](#)[New User](#)[Help & Support](#)[Logout](#)

Students in Yellowstone Middle School

YellowStone Middle School (YellowStone District)

Choose a Content Area

[Add Student](#)[Upload Accommodations](#)[Exports ▼](#)[Export Accommodations](#)  
[Export Roster](#)

Last Name 🔍	First Name 🔍	Middle Initial 🔍	NASIS ID 🔍	Grade 🔍				
FourSixtyone	Student		100000461	8	<a href="#">View Classes</a>	<a href="#">View Test Sessions</a>	<a href="#">Enrollment Info</a>	<a href="#">Edit</a>
FourSixtytwo	Student		100000462	8	<a href="#">View Classes</a>	<a href="#">View Test Sessions</a>	<a href="#">Enrollment Info</a>	<a href="#">Edit</a>
FourSixtythree	Student		100000463	8	<a href="#">View Classes</a>	<a href="#">View Test Sessions</a>	<a href="#">Enrollment Info</a>	<a href="#">Edit</a>
FourSixtyfour	Student		100000464	8	<a href="#">View Classes</a>	<a href="#">View Test Sessions</a>	<a href="#">Enrollment Info</a>	<a href="#">Edit</a>
FourSixtyfive	Student		100000465	8	<a href="#">View Classes</a>	<a href="#">View Test Sessions</a>	<a href="#">Enrollment Info</a>	<a href="#">Edit</a>
FourSixtysix	Student		100000466	8	<a href="#">View Classes</a>	<a href="#">View Test Sessions</a>	<a href="#">Enrollment Info</a>	<a href="#">Edit</a>
FourSixtyseven	Student		100000467	8	<a href="#">View Classes</a>	<a href="#">View Test Sessions</a>	<a href="#">Enrollment Info</a>	<a href="#">Edit</a>
FourSixtyeight	Student		100000468	8	<a href="#">View Classes</a>	<a href="#">View Test Sessions</a>	<a href="#">Enrollment Info</a>	<a href="#">Edit</a>
FourSixtynine	Student		100000469	8	<a href="#">View Classes</a>	<a href="#">View Test Sessions</a>	<a href="#">Enrollment Info</a>	<a href="#">Edit</a>
FourSeventy	Student		100000470	8	<a href="#">View Classes</a>	<a href="#">View Test Sessions</a>	<a href="#">Enrollment Info</a>	<a href="#">Edit</a>

Showing 61 - 70 of 99

[<](#)[Prev](#)

Page 7 of 10

[Next](#)[>](#)

10 ▼ per page

# Unenroll Student

[Home](#)[Site Readiness](#)[Students](#)[Enrollment Transfer](#)[Classes](#)[Test Sessions](#)[Dashboard](#)[Materials Management](#)

Student has been unenrolled from Yellowstone Middle School.

[New User](#)[Help & Support](#)[Logout](#)

Enrollment Information for FourSix

District	School	Grade	Enrollment Status
YellowStone District	YellowStone Middle School	8	Not Enrolled

[Enroll](#)[« Back](#)

# Student Transfer Request



- Request to move student from another school into your school
- Approve or reject requests to move students out of your school
  - Receive notification of requests by e-mail and in portal
- If a student is unenrolled, the help desk will approve the transfer request
- Test sessions do not transfer with the student!



# Student Transfer Request

[Home](#)[Site Readiness](#)[Students](#)[Enrollment Transfer](#)[Classes](#)[Test Sessions](#)[Dashboard](#)[Materials Management](#)[Bureau School](#)[Help & Support](#)[Logout](#)

## Enrollment Transfer

Cyber Valley School 1-SCHCV1 (Cyber Valley District-C...)

All

Status:  
Pending  
Canceled  
Approved  
Rejected

Request Transfer

Approvals

Requests

Your requests

Request ID	NASIS ID	First Name	Last Name	Requesting Organization	Assigned Organization	Request Date	Status	
9	100000328	Student	ThreeTwentyeight	Cyber Pass School 1-SCHCP1	Cyber Valley School 1-SCHCV1	02/03/2022 4:10:13 PM	Pending	<a href="#">View Details</a> <a href="#">Approve</a> <a href="#">Reject</a>
8	100000329	Student	ThreeTwenty-nine	Cyber Falls School 1-SCHCF1	Cyber Valley School 1-SCHCV1	02/03/2022 4:03:11 PM	Rejected	<a href="#">View Details</a>
7	000000005	Student	Five	Cyber City School 3-SHCC3	Cyber Valley School 1-SCHCV1	01/19/2022 7:58:00 AM	Approved	<a href="#">View Details</a>
5	983476295	Nikita	Pass	Cyber City School 1-SHCC1	Cyber Valley School 1-SCHCV1	01/05/2022 3:56:26 PM	Approved	<a href="#">View Details</a>
3	983476294	Nikita	Pass	Cyber City School 1-SHCC1	Cyber Valley School 1-SCHCV1	12/29/2021 10:17:10 AM	Approved	<a href="#">View Details</a>

Showing 1 - 5 of 5

Requests sent to  
you from other  
organizations

# Student Transfer Request

[Home](#)[Site Readiness](#)[Students](#)[Enrollment Transfer](#)[Classes](#)[Test Sessions](#)[Dashboard](#)[Materials Management](#)[Bureau School](#)[Help & Support](#)[Logout](#)

Enrollment Transfer

Cyber Valley School 1-SCHCV1 (Cyber Valley District-C...

All

Request Transfer

Approvals

Requests

Request ID	NASIS ID	First Name	Last Name	Requesting Organization	Assigned Organization	Request Date	Status	
9	100000328	Student	ThreeTwentyeight	Cyber Pass School 1-SCHCP1	Cyber Valley School 1-SCHCV1	02/03/2022 4:10:13 PM	Pending	<a href="#">View Details</a> <a href="#">Approve</a> <a href="#">Reject</a>
8	100000329	Student	ThreeTwenty-nine	Cyber Falls School 1-SCHCF1	Cyber Valley School 1-SCHCV1	02/03/2022 4:03:11 PM	Rejected	<a href="#">View Details</a>
7	000000005	Student	Five	Cyber City School 3-SCHCC3	Cyber Valley School 1-SCHCV1	01/19/2022 7:58:00 AM	Approved	<a href="#">View Details</a>
5	983476295	Nikita	Pass	Cyber City School 1-SCHCC1	Cyber Valley School 1-SCHCV1	01/05/2022 3:56:26 PM	Approved	<a href="#">View Details</a>
3	983476294	Nikita	Pass	Cyber City School 1-SCHCC1	Cyber Valley School 1-SCHCV1	12/29/2021 10:17:10 AM	Approved	<a href="#">View Details</a>

## Transfer request details of Student ThreeTwentyeight (100000328)

### Request Details:

**Requested By:** John Smith (JSmithSTC)

**Date:** 02/03/2022 4:10:13 PM

**Notes:** This student just transferred in. If they have already started the Science test please let me know what sessions they have already finished.



Test sessions do not transfer with the student!

# Student Transfer Request




*Request Enrollment Transfer* X

State Student ID: \*

Last Name: \*

Date of Birth (MM/DD/YYYY): \*



*Request Enrollment Transfer* X

State Student ID: \*

Last Name: \*

Date of Birth (MM/DD/YYYY): \*

*Student found. Select organization information below:*

Student will be transferred from:

Select the school in which you want to transfer the student: **Student Ninetynine (100000099)**

Notes: (Optional)

# Student Transfer Request



## Enrollment request - requestor's view

Cyber City Sch1 (Cyber City)

Pending

Request Transfer

Approvals

Requests

Request ID	State Student ID	First Name	Last Name	Requesting Organization	Assigned Organization	Request Date	Status	
8	100000099	Student	Ninetynine	Cyber City Sch1	Cyber Falls Sch2	11/19/2019 1:43:00 PM	Pending	<a href="#">View Details</a> <button>Cancel</button>

Showing 1 - 1 of 1

## Enrollment request - receiver's view

Cyber Falls Sch2 (Cyber Falls)

Pending

Request Transfer

Approvals

Requests

Request ID	State Student ID	First Name	Last Name	Requesting Organization	Assigned Organization	Request Date	Status	
8	100000099	Student	Ninetynine	Cyber City Sch1	Cyber Falls Sch2	11/19/2019 1:43:00 PM	Pending	<a href="#">View Details</a> <button>Approve</button> <button>Reject</button>

Showing 1 - 1 of 1



- Check/edit accommodations
  - Accommodations are **not** included in BIE roster upload
  - Edit student accommodations individually or...
  - Use *Upload Accommodations* to edit accommodations on multiple student records at one time
  - You can use the *Export Accommodations* button to download list of all students and their currently assigned accommodations, edit that file and re-upload it using the *Upload Accommodations* menu
  - View the training video, available in the Help & Support site, <https://bie.onlinehelp.cognia.org/resources/>, for step-by-step instructions





# Universal Tools, Accessibility Features, and Accommodations



## Universal Tools

**(Available to all students)**

Platforms tools that are built in and automatically delivered during testing

## Accessibility Features

**(Available to some without IEP/ 504)**

Must be pre-identified by DTC/STC prior to testing

## Accommodations

**(IEP, 504)**



# Accessibility Features, and Accommodations



Student Information

Accommodations

Classes

Accessibility Feature

Delivered by the Test Platform

☐ Color Contrast ⓘ

Accessibility Feature

Delivered Externally

☐ Headphones/Noise Buffer ⓘ

☐ Read Aloud to Self ⓘ

☐ Alternative Setting ⓘ

Accommodation (IEP/504)

Delivered by the Test Platform

☐ Science TTS English ⓘ

☐ Word Prediction (Embedded) ⓘ

☐ Allow Accessibility Mode Testing ⓘ

Accommodation (IEP/504)

Delivered Externally

☐ Assistive Technology Device Presentation ⓘ

☐ Assistive Technology Device Responses ⓘ

☐ Braille Notetaker ⓘ

☐ Braille Writer ⓘ

☐ Commercial Word-To-Word Dictionary ⓘ

☐ Customized Dual Language Glossary ⓘ

☐ Directions in Native Language ⓘ

☐ Human Reader ⓘ

☐ Human Scribe ⓘ

☐ Human Signer ⓘ

☐ Picture Dictionary ⓘ

☐ Speech-to-Text ⓘ

☐ Tactile Graphics ⓘ

☐ Word Prediction ⓘ

☐ Pocket Word-To-Word Translator ⓘ

☐ Extended Time ⓘ

☐ Small Group ⓘ

Save

Cancel

# Accessibility Features, and Accommodations



Student Information   Accommodations   Classes

<b>Accessibility Feature</b> Delivered by the Test Platform	<b>Accommodation (IEP/504)</b> Delivered Externally
<input type="checkbox"/> Color Contrast ⓘ	<input type="checkbox"/> Assistive Technology Device Presentation ⓘ
<b>Accessibility Feature</b> Delivered Externally	<input type="checkbox"/> Assistive Technology Device Responses ⓘ
<input type="checkbox"/> Headphones/Noise Buffer ⓘ	<input type="checkbox"/> Braille Notetaker ⓘ
<input type="checkbox"/> Read Aloud to Self ⓘ	<input type="checkbox"/> Braille Writer ⓘ
<input type="checkbox"/> Alternative Setting ⓘ	<input type="checkbox"/> Commercial Word-To-Word Dictionary ⓘ
<b>Accommodation (IEP/504)</b> Delivered by the Test Platform	<input type="checkbox"/> Customized Dual Language Glossary ⓘ
<input type="checkbox"/> Science TTS English ⓘ	<input type="checkbox"/> Directions in Native Language ⓘ
<input type="checkbox"/> Word Prediction (Embedded) ⓘ	<input type="checkbox"/> Human Reader ⓘ
<input type="checkbox"/> Allow Accessibility Mode Testing ⓘ	<input type="checkbox"/> Human Scribe ⓘ
	<input type="checkbox"/> Human Signer ⓘ
	<input type="checkbox"/> Picture Dictionary ⓘ
	<input type="checkbox"/> Speech-to-Text ⓘ
	<input type="checkbox"/> Tactile Graphics ⓘ
	<input type="checkbox"/> Word Prediction ⓘ
	<input type="checkbox"/> Pocket Word-To-Word Translator ⓘ
	<input type="checkbox"/> Extended Time ⓘ
	<input type="checkbox"/> Small Group ⓘ

Save Cancel

*Student will be assigned a TTS-specific form*

*Student can use CoWriter© word-prediction; an additional file must download which may delay loading test by a minute*

*Windows only! Proctor must enter proctor password when student logs in to test.*



*Assign student accommodations PRIOR to scheduling the test for the student.*




*See the “Testing with Third Party Assistive Technology” guide for more information on using the test interface with screen readers, speech-to-text, text-to-speech and other assistive technologies.*

# Student Upload Accommodations

[Home](#)[Site Readiness](#)[Students](#)[Enrollment Transfer](#)[Classes](#)[Test Sessions](#)[Dashboard](#)[Materials Management](#)[New User](#)[Help & Support](#)[Logout](#)

Upload Accommodations for Students in Yellowstone Middle School



Select a file to be uploaded

 [Download Template](#)

No file chosen

# Creating Classes



- Groups of one or more students who will take a test
- Create grade-level classes 
  - Maximum number of student allowed in a class: 100
  - Class can be deleted if it has not been scheduled for a test
  - If test session scheduled and no student has logged in, delete test session, then class
- Students can be assigned to more than one class
- If any student needs to retake the test, you must either:
  - Create a new class and put the student(s) in that class and schedule that class for a test in a new test session, or...
  -  ▪ Create a Test Subgroup (Benchmark Only!)



# Creating Classes



- STCs or TAs (Teachers) can create classes
- Each class must have a TA assigned to the class
- STCs can create classes and assign any TA
- STCs can view or edit any class in their school
- TAs can only assign themselves as TA for the classes they create
- TAs can only view the classes if they are assigned as TA
- TAs can put any student in the school in their class
- Once a student is assigned to the TA's class the TA can view the student record but cannot edit it.



# Creating Classes

[Home](#)[Site Readiness](#)[Students](#)[Enrollment Transfer](#)[Classes](#)[Test Sessions](#)[Dashboard](#)[Materials Management](#)[New User](#)[Help & Support](#)[Logout](#)

## Science Classes in Yellowstone Middle School

YellowStone Middle School (YellowStone District)


Science

[Create Grade Level Class](#)[Upload Classes](#)

Class	Teacher	Grade	Student Count	
Demo II, Teacher II-Period 3 Science-(Grade -8)	Demo II, Teacher II	8	5	<a href="#">View</a>   <a href="#">Edit</a>   <a href="#">Delete</a>
Kinnison, William-Benchmark Class-(Grade -8)	Demo, Teacher	8	4	<a href="#">View</a>   <a href="#">Edit</a>   <a href="#">Delete</a>
Showing 1 - 2 of 2				

# Creating Classes



 Home Site Readiness Students Enrollment Transfer **Classes** Test Sessions Dashboard Materials Management Bureau School Help & Support Logout

Add New Science Class in Cyber Valley School 1-SCHCV1

## Class Information

1 Class Name:

2 Teacher:  Grade:

3



TA name and grade will automatically be added to the class name!

4 Search for Students

Grade:  Class:

☒ Show only students that are not assigned to a class

Showing students in : Cyber Valley School 1-SCHCV1

Last Name, First Name (NASIS ID)

5

Sort By:

ThreeSixteen, Student (100000316)  
ThreeSeventeen, Student (100000317)  
ThreeEighteen, Student (100000318)  
ThreeNineteen, Student (100000319)  
ThreeTwenty, Student (100000320)  
ThreeTwentyone, Student (100000321)  
ThreeTwentytwo, Student (100000322)  
ThreeTwentythree, Student (100000323)  
ThreeTwentyfour, Student (100000324)  
ThreeTwentyfive, Student (100000325)

Add »

« Remove

6

Students in Period 4:

ThreeSix, Student (100000306)  
ThreeSeven, Student (100000307)  
ThreeEight, Student (100000308)  
ThreeNine, Student (100000309)  
ThreeTen, Student (100000310)  
ThreeEleven, Student (100000311)  
ThreeTwelve, Student (100000312)  
ThreeThirteen, Student (100000313)  
ThreeFourteen, Student (100000314)  
ThreeFifteen, Student (100000315)

7

Icon	Description
1	class name
2	TA name
3	grade
4	search/filter
5	students in school
6	students in class
7	save class



# Creating Classes

[Home](#)[Site Readiness](#)[Students](#)[Enrollment Transfer](#)[Classes](#)[Test Sessions](#)[Dashboard](#)[Materials Management](#)[New User](#)[Help & Support](#)[Logout](#)

## Science Classes in Yellowstone Middle School

YellowStone Middle School (YellowStone District)

Science

[Create Grade Level Class](#)[Upload Classes](#)

**Class**

**Teacher**

**Grade**

**Student Count**

Demo II, Teacher II-Period 3 Science-(Grade -8)

Demo II, Teacher II

8

5

[View](#) | [Edit](#) | [Delete](#)

Kinnison, William-Benchmark Class-(Grade -8)

Demo, Teacher

8

4

[View](#) | [Edit](#) | [Delete](#)

Showing 1 - 2 of 2

# Creating Classes

[Home](#)[Site Readiness](#)[Students](#)[Enrollment Transfer](#)[Classes](#)[Test Sessions](#)[Dashboard](#)[Materials Management](#)[New User](#)[Help & Support](#)[Logout](#)

Upload Classes to Yellowstone Middle School

Select a file to be uploaded

[Download Template](#)[View Class Data Definitions Info](#)

No file chosen

	A	B	C	D	E	F
1	ClassName	ContentArea	ClassType	Grade/CourseCode	NASIS ID	TeacherUserName
2	Period 6	Science	grade	05	100000401	BIE-TA2
3	Period 6	Science	grade	05	100000402	BIE-TA2
4	Period 6	Science	grade	05	100000403	BIE-TA2
5	Period 6	Science	grade	05	100000404	BIE-TA2
6	Period 6	Science	grade	05	100000405	BIE-TA2
7	Period 6	Science	grade	05	100000406	BIE-TA2
8	Period 6	Science	grade	05	100000407	BIE-TA2
9	Period 6	Science	grade	05	100000408	BIE-TA2
10	Period 6	Science	grade	05	100000409	BIE-TA2
11	Period 7	Science	grade	08	100000560	BIE-TA2
12	Period 7	Science	grade	08	100000561	BIE-TA2
13	Period 7	Science	grade	08	100000562	BIE-TA2
14	Period 7	Science	grade	08	100000563	BIE-TA2
15	Period 7	Science	grade	08	100000564	BIE-TA2
16	Period 7	Science	grade	08	100000565	BIE-TA2
17	Period 7	Science	grade	08	100000566	BIE-TA2
18	Period 7	Science	grade	08	100000567	BIE-TA2
19	Period 7	Science	grade	08	100000568	BIE-TA2
20						

Copyright © 2008-2010 BIE. All rights reserved. Contact: 202-219-7227. Terms of Use | Privacy Policy

Save as csv file type

Grade/course code must have leading zero 0 - make field type "text"

# Scheduling Test Sessions



- Schedule a test session (assign class to test)
  - Select test
    - Spring 2024 tests will be available for scheduling in the portal from **March 4, 2024**
    - Ensure you select BIE Science Assessment program
  - Select class to schedule for that test
    - Class must be same grade level as test and must not be previously scheduled for the test
  - Save the test session
  - Go to the Test Session Details page to:
    - Review students in the test session
    - Get session access codes (must be provided to the student to log into specific test session)
    - Check student forms (*students with TTS accommodation should have TTS form*)
    - Print test tickets with students' usernames and passwords
    - Monitor test status
  - Student test tickets:
    - Can be downloaded as pdf or csv file
    - pdf can be printed with 1, 8 or 27 log-ins per page
    - pdf has cover sheet listing students and accommodation/accessibility feature assignments
  - Note:
    - Students do not have to test at the same time
    - Log-ins can be used at anytime during the test window as long as the student has not turned in the test

Test window is Monday - Friday, 5am – 8pm MST - times are displayed in Mountain time!  
(6am – 9pm CST, 7am – 10pm EST, 4am – 7pm PST)



# Scheduling Test Sessions



- STCs or TAs (Teachers) can create test sessions from March 4, 2024, for scheduling the Spring 2024 tests
- TA's must have access to the program in their user profile to schedule classes for an assessment in that program
- STCs can create test sessions for any TA
- STCs can view or edit any test sessions in their school
- TAs can only create test sessions for their classes
- TAs can only view or edit test sessions for their classes



# Scheduling Test Sessions

[Home](#)[Site Readiness](#)[Students](#)[Enrollment Transfer](#)[Classes](#)[Test Sessions](#)[Dashboard](#)[Materials Management](#)[Bureau School](#)[Help & Support](#)[Logout](#)

Displaying test sessions in Cyber Valley School 1-SCHCV1

Cyber Valley School 1-SCHCV1 (Cyber Valley District-C... ▾	Science ▾
BIE Science Assessment ▾	Select a test (required) ▾

[Schedule New Test Session](#)[Exports ▾](#)

Filter by testing status


All ▾

There are no test sessions scheduled that match the selected criteria.



# Scheduling Test Sessions



 [Home](#) [Site Readiness](#) [Students](#) [Enrollment Transfer](#) [Classes](#) [Test Sessions](#) [Dashboard](#) [Materials Management](#) [Bureau School](#) [Help & Support](#) [Logout](#)

Schedule Test Session

2 forms selected. Please select class(es) to proceed with scheduling.

Content Area:  Program:

Test:

Search for Classes

Classes:

Teacher, Jane-Period 4-(Grade -05)

Start Date:  End Date:  Time Zone:

Icon	Description
1	Test
2	Class
3	Test Window
4	Save the test session



- Class must be same grade level as test
- If class has already been scheduled for a test, it cannot be scheduled again and will not show up in the classes list
- Test window cannot be edited

# Managing Test Sessions



[Home](#) [Site Readiness](#) [Students](#) [Enrollment Transfer](#) [Classes](#) [Test Sessions](#) [Pre-ID Management](#) [Dashboard](#) [Materials Management](#)

[William Kinnison](#) [Help & Support](#) [Logout](#)

## Test Sessions

[« Back](#)

**District:** Cyber Falls District-CFD  
**Administration:** BIE Admin  
**Teacher:** Smith, Jane  
**Class:** Smith, Jane-Period 2 Science-(Grade -08)  
**Test Name:** Demo Test G8  
**Testing Window:** 02/05/2022 to 07/01/2022

**School :** Cyber Falls School 3-SCHCF3  
**Content Area:** Science

**Test is in progress.** It ends on **07/01/2022**. Students may log in and take the test using their username and password shown below.

### Access Codes

Session Sequence	Session Name	Access Code
1	Session 1	9631346180
2	Session 2	8270911385

Filter by Session

Choose a Session

[Export Logins for Selected Students](#)

<input type="checkbox"/>	Last Name	First Name	Username	Password	Form Name	Date/Time Created	Test Report Code	Status	Date/Time Started	Date/Time Completed
<input type="checkbox"/>	Eighty	Student	100000080	2D237ED3	Regular Form	02/05/2022 3:57:49 PM	+	Session 1:Not Started		Invalidate
								Session 2:Not Started		Invalidate
<input type="checkbox"/>	Eightyone	Student	100000081	D82E55B7	Regular Form	02/05/2022 3:57:49 PM	+	Session 1:Not Started		Invalidate
								Session 2:Not Started		Invalidate
<input type="checkbox"/>	Eightytwo	Student	100000082	8836D6EE	TTS Form	02/05/2022 3:57:49 PM	+	Session 1:Not Started		Invalidate
								Session 2:Not Started		Invalidate

## Icon Description

- 1 Test session information
- 2 Test window status
- 3 Session access codes
- 4 Students in test session
- 5 Student Test Status (Not started, In Progress, Finished)

# Managing Test Sessions



[Home](#) [Site Readiness](#) [Students](#) [Enrollment Transfer](#) [Classes](#) [Test Sessions](#) [Pre-ID Management](#) [Dashboard](#) [Materials Management](#)

[William Kinnison](#) [Help & Support](#) [Logout](#)

## Test Sessions

[« Back](#)

**District:** Cyber Falls District-CFD  
**Administration:** BIE Admin  
**Teacher:** Smith, Jane  
**Class:** Smith, Jane-Period 2 Science-(Grade -08)  
**Test Name:** Demo Test G8  
**Testing Window:** 02/05/2022 to 07/01/2022

**School :** Cyber Falls School 3-SCHCF3  
**Content Area:** Science

**Test is in progress.** It ends on **07/01/2022**. Students may log in and take the test using their username and password shown below.

### Access Codes

Session Sequence	Session Name
1	Session 1
2	Session 2

### Export Logins

Select a format of the export:

☒ PDF ☐ CSV

Select the number of logins to be printed:

1 login per page

Export

Cancel

### Filter by Session

Choose a Session

Export Logins for Selected Students

<input type="checkbox"/>	Last Name	First Name	Username	Password	Form Name	Date/Time Created	Test Report Code	Status	Date/Time Started	Date/Time Completed
<input type="checkbox"/>	Eighty	Student	100000080	2D237ED3	Regular Form	02/05/2022 3:57:49 PM	+	Session 1:Not Started		Invalidate
<input type="checkbox"/>	Eightyone	Student	100000081	D82E55B7	Regular Form	02/05/2022 3:57:49 PM	+	Session 1:Not Started		Invalidate
<input type="checkbox"/>	Eightytwo	Student	100000082	8836D6EE	TTS Form	02/05/2022 3:57:49 PM	+	Session 1:Not Started		Invalidate



# Managing Test Sessions



Teacher Name: Demo II, Teacher II  
Class Name: Demo II, Teacher II-Period 3 Science-(Grade -8)  
Test Name: Demo Test 2 MS  
Testing Window: 8/22/2022 to 5/31/2023

Student Name	Date of Birth	Username	Password	Accommodations
FourSixtyfive, Student	1/9/1999	100000465	ABEEE337	
FourSixtyfour, Student	1/8/1999	100000464	EAA9D5A8	Read Aloud to Self,Color Contrast
FourSixtyone, Student	1/5/1999	100000461	5FFEDC43	
FourSixtythree, Student T	1/7/1999	100000463	799E83EA	Science TTS English
FourSixtytwo, Student	1/6/1999	100000462	66FDD23E	

# Monitoring Testing



- Check student test status for tests “not started” or “in progress”
  - If test is “not started” or “in progress”, student can log in and finish it anytime during test window if they have log-in information unless the test has been invalidated
  - Once test in “finished” (or invalidated), student cannot log in to test
- The help desk can re-open any test that was inadvertently turned-in before the student completed the test
- Use the “Export Test Status” or the “Export Test Status for All Tests” download under “Exports” on the Test Session screen to download a list of student test sessions and their status
- Use the “Export Students Not Scheduled” download under “Exports” on the Test Session screen to download a list of students not scheduled for a test



[Home](#) [Site Readiness](#) [Students](#) [Enrollment Transfer](#) [Classes](#) [Test Sessions](#) [Pre-ID Management](#) [Dashboard](#) [Materials Management](#) [Aarti Jagtap](#) [Help & Support](#) [Logout](#)

Displaying test sessions in Cyber City School 1-SCHCC1

Cyber City School 1-SCHCC1 (Cyber City District-CCD)	Science
BIE Science Assessment	Select a test (required)
Filter by testing status	
All	

[Schedule New Test Session](#)

Exports ▾

[Export Test Status](#)

[Export Test Status for All Tests](#)  
[Export Students Not Scheduled](#)

# Export Test Status for All Tests




Exports ▾


Export Test Status

Export Test Status for All Tests

Export Students Not Scheduled



A test status export was created with download ID 906.  
Results will be available in the [Download Center](#).



Users

Download Center

Welcome to BIE Science Assessments



Administration

Organize students for testing,  
schedule tests, and monitor testing  
progress.



Reporting

View summary and individual  
student results by test and content  
standards.



Users

Download Center

Aarti Jagtap

Help & Support

Logout

Download Center

Refresh List

☐ Show Archived

ID	Type	Date Created (CST)	Status	Actions
906	Export Test Status for All Tests	2/5/2024 12:38:21 PM	Succeeded	<a href="#">Download Result</a>   <a href="#">Archive</a>

# Test Report Codes



- For students who cannot complete the test, invalidate using two-step process:
  - Enter a test report code
  - Select “invalidate” for **each test session** – **invalidating the test prevents the student from logging into the test**
- If a student starts one session and the test is invalidated before they finish:
  - Invalidate the session and enter test report code
  - Put the student in a new class/test session and have them start from the first session
- If a student finished one or more sessions in a test but one or more sessions is invalidated:
  - Leave the completed and valid test sessions alone
  - Invalidate the invalid test session(s) and enter test report code
  - Put the student in a new class/test session and have them complete only the test session(s) that were invalidated in the original test session. Cognia will link the valid test sessions during post test data clean-up
- If a student does not start any test session:
  - Remove the student from the class, or...
  - Invalidate each session and enter test report code



# Test Report Codes/Invalidating Tests



Home Site Readiness Students Enrollment Transfer Classes Test Sessions Dashboard Materials Management

Bureau School Help & Support Logout

## Test Sessions

« Back

**District:** Cyber Valley District-CVD  
**Administration:** BIE Admin  
**Teacher:** Teacher, Jane  
**Class:** Teacher, Jane-Period 1-(Grade -05)  
**Test Name:** Demo Test G5  
**Testing Window:** 01/19/2022 to 07/01/2022

**School :** Cyber Valley School 1-SCHCV1  
**Content Area:** Science

Test is in progress. It ends on 07/01/2022. Students may log in and take the test using their username and password shown below.

### Icon Description

1 Click on the “+” to add a test report code

2 Click on the “Invalidate” to invalidate the session

Note Only STCs can re-validate (i.e., undo) an invalidated session

Filter by Session

Choose a Session

Export Logins for Selected Students

<input checked="" type="checkbox"/>	Last Name	First Name	Username	Password	Form Name	Date/Time Created	Test Report Code	Status	Date/Time Started	Date/Time Completed	
<input checked="" type="checkbox"/>	ThreeFive	Student	100000305	9FA9F434	Regular Form	01/19/2022 9:20:43 AM	07	Session 1:Finished	1/28/2022 10:12:31 AM	1/28/2022 10:16:47 AM	Invalidate
								Session 2:In Progress	1/28/2022 10:32:23 AM		Invalidate ( Validate )
<input checked="" type="checkbox"/>	ThreeFour	Student	100000304	925D38DA	Regular Form	01/19/2022 9:20:43 AM	01	Session 1:Not Started			Invalidate ( Validate )
								Session 2:Not Started			Invalidate ( Validate )
<input checked="" type="checkbox"/>	ThreeThree	Student	100000303	663A3842	TTS Form	01/19/2022 9:20:43 AM	+	Session 1:In Progress	1/19/2022 9:31:35 AM		Invalidate
								Session 2:Not Started			Invalidate
<input checked="" type="checkbox"/>	ThreeTwo	Student	100000302	E8F487DF	Regular Form	01/19/2022 9:20:43 AM	+	Session 1:Not Started			Invalidate
								Session 2:Not Started			Invalidate

# Test Report Codes/Invalidating Tests



Home Site Readiness Students Enrollment Transfer Classes Test Sessions

Test Sessions

« Back

**District:** Cyber Valley District-CVD  
**Administration:** BIE Admin  
**Teacher:** Teacher, Jane  
**Class:** Teacher, Jane-Period 1-(Grade -05)  
**Test Name:** Demo Test G5  
**Testing Window:** 01/19/2022 to 07/01/2022

Test is in progress. It ends on 07/01/2022. Students may log in and take the test using their username and password shown below.

Filter by Session

Choose a Session

Export Logins for Selected Students

<input checked="" type="checkbox"/>	Last Name	First Name	Username	Password	Form Name	Date/Time Create			
<input checked="" type="checkbox"/>	ThreeFive	Student	100000305	9FA9F434	Regular Form	01/19/2022 9:20:43 AM	07	Session 2:In Progress	1/28/2022 10:32:23 AM
<input checked="" type="checkbox"/>	ThreeFour	Student	100000304	925D38DA	Regular Form	01/19/2022 9:20:43 AM	01	Session 1:Not Started	
<input checked="" type="checkbox"/>	ThreeThree	Student	100000303	663A3842	TTS Form	01/19/2022 9:20:43 AM	+	Session 1:In Progress	1/19/2022 9:31:35 AM
<input checked="" type="checkbox"/>	ThreeTwo	Student	100000302	E8F487DF	Regular Form	01/19/2022 9:20:43 AM	+	Session 1:Not Started	

*Displaying codes for Student Eighty in Demo Test G8*

## Test Report Codes (Clear)

- ☐ Withdrew Before Test Completion
- ☐ Non-Allowed Modification
- ☐ Medical Emergency
- ☐ Other Non-Completion
- ☐ Test Irregularities
- ☐ Absent
- ☐ Participating in MSAA

Close

# Completing Testing



- Check student test status for tests “Not Started” or “In Progress”
- Use the “Export Test Status”, “Export Test Status for All Tests”, and “Export Students Not Scheduled” to help check students
- Enter Test Report code/invalidations as needed
- No other actions are needed to “close” testing
- Following the completion of the test administration window, there will be a three-day “data clean-up” period when changes can be made to student demographics and test report codes/invalidations.
  - Monday, April 22–Wednesday, 24, 2024
- After this window, students and test sessions will still show up in the portal but any further changes will not be reflected in reporting
- In June, all students, test session data and tests will be removed from the portal



# Test Administrator Access



[Home](#) [Site Readiness](#) [Students](#) [Enrollment Transfer](#) [Classes](#) [Test Sessions](#) [Dashboard](#) [Materials Management](#)

[Bureau School](#) [Help & Support](#) [Logout](#)

Displaying test sessions for Demo Test G5 in Cyber Valley School 1-SCHCV1

Cyber Valley School 1-SCHCV1 (Cyber Valley District-C...  
BIE Science Assessment  
Filter by testing status  
All

Science  
Demo Test G5

STC View

[Schedule New Test Session](#)

[Exports](#)

School	Class	Testing Status	Created Date	Created By	
Cyber Valley School 1-SCHCV1	Teacher, Jane-Period 1-(Grade -05)	In Progress	1/19/2022 9:20:43 AM	Bureau School	<a href="#">View Details/Student Logins</a>
Cyber Valley School 1-SCHCV1	Teacher, Jane-Period 4-(Grade -05)	In Progress	2/4/2022 1:26:03 PM	Bureau School	<a href="#">View Details/Student Logins</a> <a href="#">Delete</a>
Cyber Valley School 1-SCHCV1	Teacher, John-Period 3-(Grade -05)	In Progress	2/4/2022 1:27:31 PM	Bureau School	<a href="#">View Details/Student Logins</a> <a href="#">Delete</a>

Showing 1 - 3 of 3

\*Created date is in Mountain Standard Time.



[Home](#) [Test Sessions](#)

[Jane Teacher](#) [Help & Support](#) [Logout](#)

Displaying test sessions for Demo Test G5 in Cyber Valley School 1-SCHCV1

TA View

Cyber Valley School 1-SCHCV1 (Cyber Valley District-C...  
BIE Science Assessment  
Filter by testing status  
All

Science  
Demo Test G5

School	Class	Testing Status	Created Date	Created By	
Cyber Valley School 1-SCHCV1	Teacher, Jane-Period 1-(Grade -05)	In Progress	1/19/2022 9:20:43 AM	Bureau School	<a href="#">View Details/Student Logins</a>
Cyber Valley School 1-SCHCV1	Teacher, Jane-Period 4-(Grade -05)	In Progress	2/4/2022 1:26:03 PM	Bureau School	<a href="#">View Details/Student Logins</a>

Showing 1 - 2 of 2

\*Created date is in Mountain Standard Time.





- Dashboard will be available on the second day of testing
- Not live data, will display previous days statistics
- Not to be used for accountability statistics
- Statistics are by school
- Statistics include
  - Number of tests scheduled
  - Number of tests in progress
  - Number of tests finished
  - Tests started by hour
  - Tests started by day
  - Operating systems used by testers



# Materials Management



- Order additional paper test materials from Cognia
- Access to this menu and training on how to use it will be released later when the additional materials window opens on February 26, 2024



# BIE Science Assessment






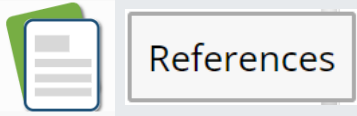
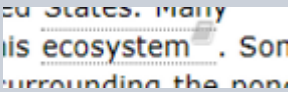


## BIE Science Assessment Student Test Interface: Student Test Delivery System



# Universal Tools



Name	Tool Icon
Sketch Tool (not available for constructed response items)	
Text Highlighter	
Note Pad	
Line Reader	
Answer Eliminator	
Reference Sheet	
Pop-up Glossary	



# Universal Tools




Name	Tool Icon
Zoom View (magnifier)	
Bookmark	
Expand Passage	
Answer Masking	
Custom Masking	
Reverse Contrast	



# Accessibility Features



- Must be pre-identified before testing, but student does not need a legal plan to have accessibility features assigned to them for testing









Name	Tool Icon
Color Contrast	



# Accommodations



- Must be pre-identified before testing and be apart of the students 504/IEP plan


Name	Tool Icon												
Science Text-to-Speech English	Text-to-Speech:    												
Word Prediction (Embedded)	  												
Allow Accessibility Mode Testing	<div><h3>Options</h3><p>Text-to-Speech      Volume:100 </p><p>Speed      <span>Slow</span> <span>Normal</span> <span>Fast</span></p><p>Color Contrast</p><table><tr><td>Default</td><td>Classic</td><td>Ruby</td><td>Chalkboard</td><td>Nocturnal</td><td>Aquiline</td></tr><tr><td>Eccentric</td><td>Azure</td><td>Haunted</td><td>Celestial</td><td>Antique</td><td>Creamy</td></tr></table><p>Accessibility Mode      Proctor Password <input type="text"/> <span>Submit</span></p><p><span>Continue</span></p></div>	Default	Classic	Ruby	Chalkboard	Nocturnal	Aquiline	Eccentric	Azure	Haunted	Celestial	Antique	Creamy
Default	Classic	Ruby	Chalkboard	Nocturnal	Aquiline								
Eccentric	Azure	Haunted	Celestial	Antique	Creamy								



# Logging in to a Test





1. Launch Kiosk
2. Login using the username and password from the student test ticket

  
**BIE SCIENCE ASSESSMENT**  
STUDENT SIGN IN


Username

Password

 Sign In

 [Access the Practice Test](#)

Copyright © 2023 eMetric LLC  
Carrier: v1.1.68 #e4576da #130  
Shell: v3.29.4 #44b9c273 prd  
[Clear Cache](#)

 Exit

**Onesixty, Student**  
DOB:3/17/1999  
Demo Test G8

Username: 100000160

Password: 6B57EECA



# Logging in to a Test



Hello, Student

100000160  
State Student ID

Cyber Pass School 1-  
SCHCP1  
School Name

The following tests have been assigned to you:

Demo Test G8

Session 1

Session 2

Not Student OneSixty? [Exit](#)

Hello, Student OneSixty

Not Student OneSixty? [Exit](#)

1000

State Student ID

Cyber

SCHCP1

School Name

**District:** Grand Canyon District  
**Administration:** 2016-2017  
**Class:** Teacher, Role-Demo Class-Science-(Grade -HS)  
**Test Name:** Demo Test 1  
**Testing Window:** 07/25/2018 to 08/11/2018  
**School :** Grand Canyon High School  
**Content Area:** Science

**Test is in progress.** It ends on **08/11/2018**. Students may log in and take the test using their username and password shown below.

Access Codes

Session Sequence	Session Name	Access Code
1	Session 1	8301294403
2	Session 2	3376567156
3	Session 3	7908604116

[« Back to Test Sessions](#)

Session Access Code:

[Submit](#)

[Cancel](#)



# Logging in to a Test



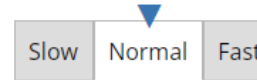
## Options

Text-to-Speech

Volume:100



Speed



Color Contrast






Word Prediction Emb Enabled

Continue



# Logging in to a Test



Text-to-Speech:   

Preview Form Gr5 BIE Practice  
Session 1 **Directions**

Welcome to the Bureau of Indian Education (BIE) Science assessment practice test!

This is Session 1. You should complete all items in this session.

Use the navigation buttons to move to the next question or to go back to the previous question in each session.

Each question will have specific directions explaining how to answer. For some questions, you may need to choose more than one correct answer.

Some questions will require you to type a response and will be followed by a text box. Type your answer in the text box.

For some questions, important information will be shown on the left side of the screen. Be sure to read all the information before you answer the questions on the right side of the screen. You may need to use the scroll bar to see all the information.

Select Continue to begin.

Continue

# Test Navigation



Question **6** ★

Screen Zoom:

Text-to-Speech:

Read the information. Then answer the questions that follow.

### Investigating Gas Production

In class, a teacher demonstrates a chemical reaction by mixing vinegar and baking soda to produce bubbles of gas. **Eliana** wonders whether mixing other substances could also produce a gas. She decides to test different combinations of sugar, water, vinegar, and baking soda.

Some properties of these substances are shown in the table.

Substance	Color	Solid or Liquid	Attracted to a Magnet	Conducts Electricity
Sugar	White	Solid	No	No
Water	Clear	Liquid	No	Yes
Vinegar	Clear	Liquid	No	Yes
Baking soda	White	Solid	No	No

**Investigation 1**

Eliana mixes a small amount of each liquid and solid in a bowl and observes whether bubbles of gas are produced. Her observations are shown in the table.

Liquid Used	Solid Used	
Water	Sugar	
Water	Baking soda	No

This question has two parts. Be sure to answer both parts of the question.

**Part a**

Based on the properties in the table, how can Eliana tell whether a substance is water or sugar?

**Hide All**

- ☒ A The substance is sugar if the substance is a solid and conducts electricity.
- ☐ B ~~The substance is sugar if the substance is clear and is not attracted to a magnet.~~
- ☐ C The substance is water if the substance is white and does not conduct electricity.
- ☐ D ~~The substance is water if the substance is liquid and is not attracted to a magnet.~~

**Part b**

Based on the observations from investigation 1, how can Eliana tell whether a substance is water or vinegar?

**Show All**

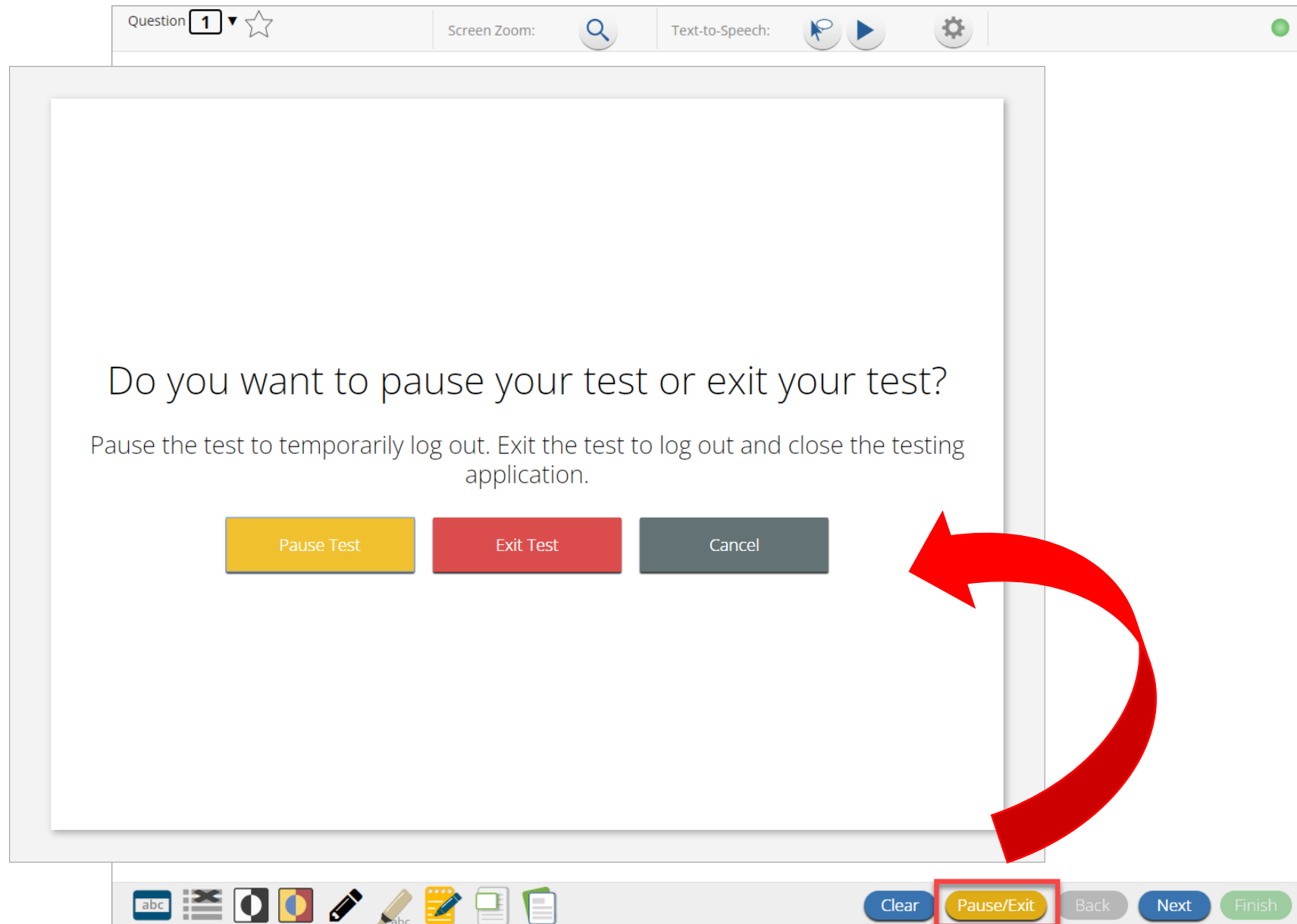
- ☐ A
- ☒ B The substance is vinegar if gas is produced after sugar is added.
- ☐ C The substance is water if gas is produced after baking soda is added.

You can type notes here.....  
Last Saved: 2-7-2022 9:7:36 AM

abc

Clear Pause/Exit Back Next Finish

# Test Navigation





Your test is **paused**.

To resume testing, enter your password and click the Resume button.  
To exit the test and close the testing application, click the Exit button.  
When the timer reaches 00:00, your test will exit on its own.

44:48

Password:

Resume

Exit Test


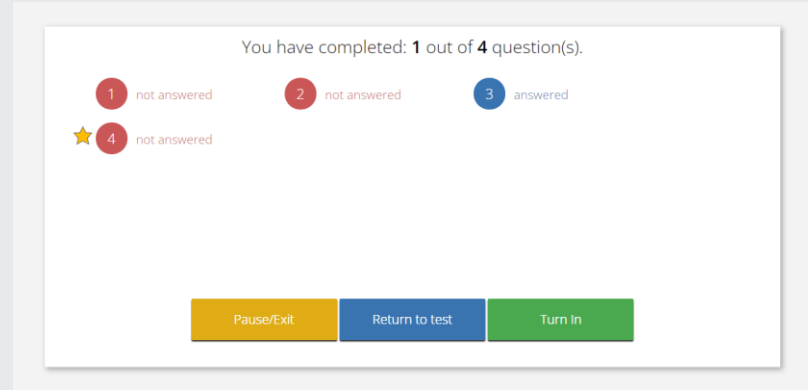
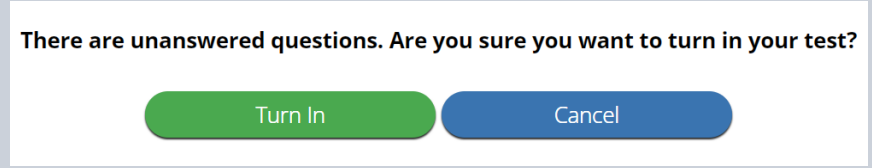
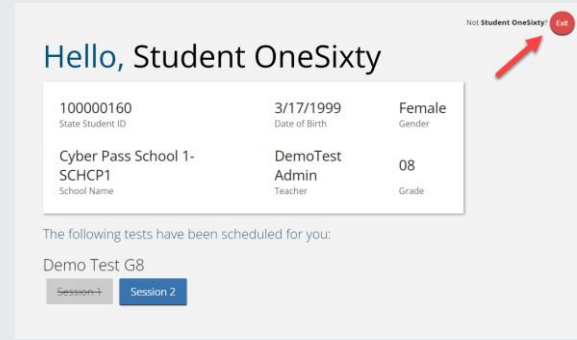


Pause and inactivity  
timeout is 45 mins.



# Test Turn In



Steps	Button to Click
On the last item, students click Finish.	
On the test review screen, students click Turn In.	
Below the confirmation question, students click Turn In.	
Student returns to profile page and may select the next section or click Exit to exit the kiosk.	

# Site Technology Preparation



*More information on Site Technology Preparation is provided in the Kiosk Training slides.*







## 1. Use internet-based practice test with web browser

Best option for:

Practice testing with browser or on devices that do not have a testing kiosk installed

*Note: all accommodations except allow accessibility mode and screen zoom are available*

- To access the practice test in web browser:
  1. Launch Browser
  2. Go to <https://biepracticetest.cognia.org>
  3. Use the drop-down menu to select the practice test and click the “Go” button

## 2. Use internet-based practice test with student kiosk

Best option for:


Realistic practice testing in secure kiosk

*Note: all accommodations except allow accessibility mode are available*

- To access the practice test in web browser:
  1. Launch BIE Science Kiosk
  2. Click on the “Access Practice Test” link
  3. Use the drop-down menu to select the practice test and click the “Go” button








**BIE SCIENCE ASSESSMENT**

STUDENT SIGN IN

Username

Password

[Sign In](#)

 [Access the Practice Test](#)

Copyright © 2023 eMetric LLC  
Carrier: v1.1.68 #e4576da #130  
Shell: v3.29.4 #44b9c273 prd  
[Clear Cache](#)

[Exit](#)



## Help Guides

- Quick Starts: Creating Classes, Scheduling Tests, Printing Logins, Student Interface
- Kiosk Installation Guide
- Portal User Guide
- Kiosk User Guide
- Scoring Guide
- Reporting Guide
- Testing with Third Party Accessibility Software
- Tutorial Videos
  - <https://bie.onlinehelp.cognia.org/>

## Support Desk

- Call-in Information Sheet



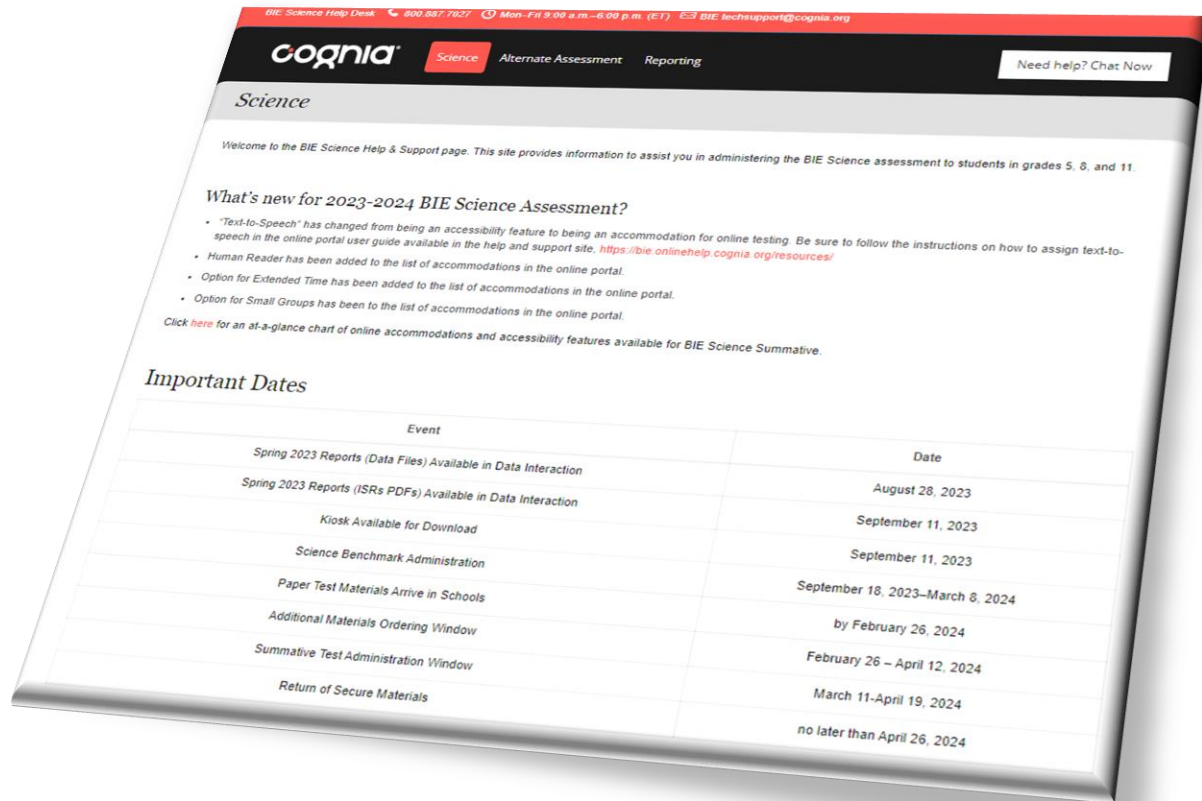
# Remember



- Deactivate unused accounts
- Kiosks do need to be downloaded and apps installed – ***last year's kiosks will not work***
- Check student demographics and add accommodations
- Ensure students have TTS accommodation/form BEFORE they log in to the test
- Make sure network management tools don't delete stored response folder
- Communicate with Proctors/Test Administrators
  - Are there limits to number of students who should log in simultaneously?
  - Do they know the procedure for recovering stored responses?
  - Do they have basic information required by the support center if they call in?



# Help & Support Site General Education Science



- <https://bie.onlinehelp.cognia.org/>
- Resources will be posted throughout the year
  - Key dates
  - Manuals
  - Training videos
  - Practice tests
    - Access to CBT practice test and answer documents
    - Downloadable PDFs of the practice test
  - Reporting resources

# BIE Science Help Desk

- Hours
  - Monday–Friday from 9:00 a.m.–6:00 p.m. (ET)
- Contact information
  - Phone: 800-887-7027
  - Email: [BIETechSupport@cognia.org](mailto:BIETechSupport@cognia.org)
  - [Chat](#) (accessible from the BIE Help & Support site)

# Questions?





Thank you!