



Welcome!

The training will begin shortly





U.S. Department of the Interior
Bureau of Indian Education

BIE Data Interaction Reporting

September 12 & 13, 2024



Housekeeping

- All participants should remain on mute with their video off.
- Post all questions to the chat.
 - Questions will be addressed at each section break.
- Please add your name, email, and school to the chat.
- This training will be recorded.
- The recording will be posted to the Help & Support site.





Welcome & Introductions

Bureau of Indian Education (BIE)

- Aurelia Shorty, Education Program Specialist, Project Manager for Science
- Carmelia Becenti, Chief Academic Officer
- Donald Griffin, Section 504 Program Coordinator, Project Manager for MSAA

Cognia

- Mara Allaire, Program Manager
- Sarah McCain, IT Project Manager II

eMetric

- Aarti Jagtap, Project Manager III
- Kaelee Harper, Senior Support Center Manager



BIE Science and MSAA Assessment Reporting in Data Interaction

Aarti Jagtap, eMetric
Kaelee Harper, eMetric

Agenda

- Terms and Acronyms
- What Kind of Information is Available in Data Interaction?
- Key Dates
- Account Types and Accessing Data Interaction Reports in the Portal
- Generating Reports and Using Tools in Data Interaction
 - Student List
 - Summary Reports
 - Data Tools
 - Other features
- Demo
- Additional Training Resources



Terms and Definitions

- **BIE Science Assessments Portal** (aka “Portal”): website serving as entry point for online testing and reporting for BIE Science assessments and MSAA reporting
 - bie.cognia.org (viewable on desktop and mobile device)
- **iTester**: eMetric online test administration system used with BIE Science assessments (Summative and Benchmark Science), accessed via the Portal
- **Data Interaction**: eMetric reporting system for educators, accessed via the Portal



BIE Science Assessment Online System

Online System

Administration and Reporting Portal

<https://bie.cognia.org>

Test Delivery
Student Test Interface

Users

Reporting

Reporting Portal for BIE
Science Assessment and
MSAA Alternate Assessment,
both!

Site Setup

Transfer

Sessions

Scoring

Kiosk

Browser

Key Dates

Key Reporting Dates

Spring 2024 BIE Science reports in DI	Jun 28, 2024
Spring 2024 MSAA ELA, Math, & Science reports in DI (includes ISR PDFs)	Jul 15, 2024
Spring 2024 BIE Science ISRs PDFs in DI	Jul 17, 2024
Benchmark Science administration window opens	Sep 23, 2024
Benchmark Science administration window closes	Mar 7, 2025
Benchmark Science reports in DI	After test is completed





Access

- <http://bie.cognia.org>
- Open all year, previous accounts can be used this year
- If you are a new School Test Coordinator, please contact BIE. Upon account creation, a welcome email will be sent from the portal.
 - STCs will create all new portal user accounts
 - Usernames must be unique
 - Your email address controls your account
 - New users will receive two automated emails, one with username and one with temporary password from bietechsupport@cognia.org
- When an account is deactivated or reactivated, the user will receive an email
- STCs should periodically audit and deactivate user accounts

User Role	Responsibilities
School Test Coordinator (STC)	<ul style="list-style-type: none">• Manage Users (add, edit, or deactivate)• Access proctor password• Edit student information & assign student accommodations• Create, edit, and delete classes• Schedule test sessions & print logins• Manage & monitor test sessions• Assign test report code• Prepare IT network for student testing if there is no IT Coordinator• <i>View Science, MSAA, and Science Benchmark results in Data Interaction</i>
IT Coordinator (ITC)	<ul style="list-style-type: none">• Prepare IT network for student testing• Conduct Site Readiness testing
Test Administrator (TA)	<ul style="list-style-type: none">• Create classes• Create test sessions• View their students and test sessions• Print student login tickets for their test sessions• Manage & monitor test sessions• Assign test report codes• Score human scored items for Benchmark tests• <i>View Science Benchmark results in Data Interaction</i>
Report Access Only (RAO)	<ul style="list-style-type: none">• <i>View Science, MSAA, and Science Benchmark results in Data Interaction</i>


Portal Log-in



Portal URL: <https://bie.cognia.org/>

Welcome!

Bureau of Indian Education Science Assessment



Log In

eMetric

v3.25.0 Copyright © 2022 eMetric LLC Contact Us 800-887-7027 Terms of Use Privacy Policy

Portal Main Page (STC View)



1 2

Users

3 4 5

New User Help & Support Logout

Bureau of Indian Education Science Assessment Portal
BIE

6 7

Administration Reporting

Organize students for testing, schedule tests, and monitor testing progress.

View summary and individual student results by test and content standards.

v3.25.0 Copyright © 2022 eMetric LLC Contact Us 800-887-7027 Terms of Use Privacy Policy

Icon	Description
1	BIE logo returns to portal home page
2	Access User Management
3	View & Edit user profile
4	Access the BIE Help & Support Site
5	Logout of the portal
6	Access Administration Component
7	Access Reporting



What is Available in Data Interaction?

- Reports available:
 - Roster (with customizable fields that vary with program)
 - Individual Student Report (the layout is different from the Cognia paper ISR)
 - Summary reports
 - Data tools
 - Summary
 - Distribution
 - Cross-Tab
 - Scatter plot (MSAA only)
 - Filters
- User Tools:
 - Student search
 - Save reports
 - Share reports
 - Download reports
 - Download paper ISR in pdf file
 - User activity log
 - Help guide

Data Interaction Main Page (MSAA View)



U.S. Department of the Interior
Bureau of Indian Education



Shared Reports



Download Center



Help



Saved Reports

Aarti Jagtap

[Back to BIE Science Assessment Portal](#)

Program:

MSAA (Alternate Assessment)

Report:

Performance Summary View

Admin:

2024

2023

2022

Grade:

Grade 3

Grade 4

Grade 5

Grade 6

Grade 7

Grade 8

Grade 11

Last Name

Please enter at least 4 characters



Select Program:

- MSAA (Alternate Assessment)
- Science (General Education)
- Science Benchmark

Select Report:

- Performance Summary
- Roster
- Data Tools

Select Organization:

- BIE State: BIE summary level data only
- BOS, TCS or NAV: summary level data only
- School name: school summary data and any student in school

Organization

0 selected



Search within BIE State

BIE State

Bureau Operated Schools-BOS



Navajo Area-NAV



Tribally Controlled Schools-TCS



Get Report

Data Interaction Main Page (Science View)



U.S. Department of the Interior
Bureau of Indian Education



Shared Reports



Download Center



Help



Saved Reports

Aarti Jagtap

[Back to BIE Science Assessment Portal](#)

Program:

Science (General Education)

Report:

Performance Summary View

Admin:

✓ 2024

2023

2022

Grade:

● Grade 5

Grade 8

Grade 11

Last Name

Please enter at least 4 characters



Select Program:

- MSAA (Alternate Assessment)
- Science (General Education)
- Science Benchmark

Select Report:

- Performance Summary
- Roster
- Data Tools

Select Organization:

- BIE State: BIE summary level data only
- BOS, TCS or NAV: summary level data only
- School name: school summary data and any student in school

Organization

0 selected



Search within BIE State

BIE State

Bureau Operated Schools-BOS



Navajo Area-NAV



Tribally Controlled Schools-TCS



Data Interaction Main Page



Shared Reports Download Center Help Saved Reports Bureau School

Back to BIE Science Assessment Portal

Program: Science (General Education)
Report: Performance Summary View
Admin: 2022
Grade: Grade 5 Grade 8 Grade 11

Last Name Please enter at least 4 characters

Organization 0 selected
Search within BIE State
BIE State
Cyber Valley District-CVD

Other Tools:

- Shared Reports: Reports shared by other users
- Download Center: retrieve large file downloads here (i.e., 100+ ISR PDFs) or zip files with paper ISRs in PDF files
- Help guide
- Save report: Reports you saved
- Search for specific student by name or student ID (NASIS ID)

Get Report



Performance Summary - Table



Bureau School ▾

← Back to BIE Science Assessment Portal

Performance Summary View: Science (General Education), Cyber Valley School 1-SCHCV1, 2022, Grade 5

Options Save Download Table Chart Transpose

				Science				
				Tested	Novice	Nearing Proficiency	Proficient	Advanced
					%	%	%	%
Group	Admin	Grade						
Cyber Valley School 1-SCHCV1	2022	Grade 5		9	44	56	0	0

Organization Stats Disaggregate Filter

Subjects

	Tested	Average Scale Score	% in Each Achievement Level	% in Each Performance Indicator
Science	<input checked="" type="checkbox"/>	<input type="checkbox"/>	<input checked="" type="checkbox"/>	-
Physical Sciences	<input type="checkbox"/>	<input type="checkbox"/>	<input type="checkbox"/>	<input type="checkbox"/>
Life Sciences	<input type="checkbox"/>	<input type="checkbox"/>	<input type="checkbox"/>	<input type="checkbox"/>
Earth and Space Sciences	<input type="checkbox"/>	<input type="checkbox"/>	<input type="checkbox"/>	<input type="checkbox"/>

Groups Per Page 20

Cancel Update

Organization Stats Disaggregate Filter

Subgroups

Gender LEP S

Groups Per Page 20

Organization Stats Disaggregate Filter

Add Filter Reset

Showing students who are

Relationship And Or

Groups Per Page 20

Cancel Update

Jump to: 1 Go

Performance Summary - Table

Disaggregated by Gender and show % of students in each Performance Indicator

U.S. Department of the Interior
Bureau of Indian Education

Help ? Bureau School ▾

Back to BIE Science Assessment Portal

Performance Summary View: Science (General Education), Cyber Valley School 1-SCHCV1, 2022, Grade 5

Options Save Download Table Chart Transpose

Group	Admin	Grade	Tested	Science				Physical Sciences			Life Sciences			Earth and Space Sciences		
				Novice %	Nearing Proficiency %	Proficient %	Advanced %	Below %	At/Near %	Above %	Below %	At/Near %	Above %	Below %	At/Near %	Above %
Cyber Valley School 1-SCHCV1	2022	Grade 5	9	44	56	0	0	89	11	0	78	22	0	78	22	0
Male	2022	Grade 5	4	50	50	0	0	75	25	0	50	50	0	75	25	0
Female	2022	Grade 5	5	40	60	0	0	100	0	0	100	0	0	80	20	0

Click on the blue text to disaggregate or drill to roster

Save Report



U.S. Department of the Interior
Bureau of Indian Education




Bureau School ▾

[Back to BIE Science Assessment Portal](#)

Performance Summary View: Science (General Education), Cyber Valley School 1-SCHCV1, 2022, Grade 5









Group	Admin	Grade	Science						
			Tested	Average Scale Score	Novice	Nearing Proficiency	Proficient	Advanced	
					%	%	%	%	
Cyber Valley School 1-SCHCV1	2022	Grade 5	9	545	44	56	0	0	
Male	2022	Grade 5	4	548	50	50	0	0	
Female	2022	Grade 5	5	544	40	60	0	0	

Folder: My Saved Reports 

Save this report as:

My New Saved Report

 Female all Demographics and PLs  

 Gender, Ave SS, PI  

Share Report

U.S. Department of the Interior
Bureau of Indian Education

Help Bureau School

Back to BIE Science Assessment Portal

Performance Summary View: Science (General Education), Cyber Valley School 1-SCHCV1, 2022, Grade 5

Options Save Download Table Chart Transpose

Folder: My Saved Reports

Save this report as:
Gender, Ave SS, PI Save

Female all Demographics and PLs

Group	Admin	Grade	Tested
Cyber Valley School 1-SCHCV1	2022	Grade 5	9
Male	2022	Grade 5	4
Female	2022	Grade 5	5

Share Report

Organization 1 selected (clear)

- ✓ Cyber Valley School 1-SCHCV1
- Cyber Valley School 1-SCHCV1
- Cyber Valley School 2-SCHCV2

Share Cancel

Page 1 of 1 Jump to: 1 Go



Download Report

U.S. Department of the Interior
Bureau of Indian Education

Help Bureau School

Back to BIE Science Assessment Portal

Performance Summary View: Science (General Education), Cyber Valley School 1-SCHCV1, 2022, Grade 5

Options Save Download Table Chart Transpose

Group	Admin	Grade	Tested	Science				Physical Sciences			Life Sciences			Earth and Space Sciences		
				Novice	Nearing Proficiency	Proficient	Advanced	Below	At/Near	Above	Below	At/Near	Above	Below	At/Near	Above
Cyber Valley School 1-SCHCV1	2022	Grade 5	9					%	%	%	%	%	%	%	%	%
Male	2022	Grade 5	4					11	0	78	22	0	78	22	0	
Female	2022	Grade 5	5					25	0	50	50	0	75	25	0	
								0	0	100	0	0	80	20	0	

Download Report

Download PDF CSV EXCEL

Report Name

Layout Landscape Portrait

Pages Current Page All Custom

Download

Page 1 of 1 Jump to: 1 Go



Download Center



[← Back to BIE Science Assessment Portal](#)



Bureau School ▼

Created For Me

Created By Me

No Queued PDF's available for download.




Download Center

Online Reporting by Data Interaction™

Admin eMetric

Back to New Mexico Portal

Queued PDF

	Report Name	Status	Date	Pages
	All BOY G3	queued	08/06/2021 22:51:21	5747


File is being generated

Online Reporting by Data Interaction™

Admin eMetric

Back to New Mexico Portal

Queued PDF

	Report Name	Status	Date	Pages
	All BOY G3	finished	08/06/2021 22:51:21	5747

File is complete and ready for download

Performance Summary – Chart



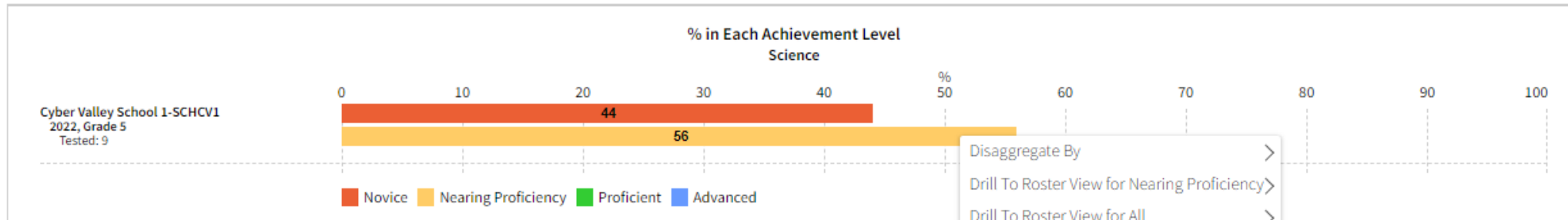
Bureau School ▾

[Back to BIE Science Assessment Portal](#)

Performance Summary View: Science (General Education), Cyber Valley School 1-SCHCV1, 2022, Grade 5



Sort By: None ▾



Performance Summary – Transpose



[Back to BIE Science Assessment Portal](#)

Performance Summary View: Science (General Education), Cyber Valley School 1-SCHCV1, 2022, Grade 5

Options Save Download Table Chart Transpose

Group	Subject	Admin	Grade	Tested	% in Each Performance Indicator		
					Below	At/Near	Above
					%	%	%
Cyber Valley School 1-SCHCV1	Science	2022	Grade 5	9			
Cyber Valley School 1-SCHCV1	Physical Sciences	2022	Grade 5		89	78	78
Cyber Valley School 1-SCHCV1	Life Sciences	2022	Grade 5		11	22	22
Cyber Valley School 1-SCHCV1	Earth and Space Sciences	2022	Grade 5		0	0	0

Roster

- Options: choose fields and score data you want to view (demographic data, test data, reporting categories, etc.)
- Save: save the report to retrieve it later without having to add or remove fields and sorting
- Download: download the data you are looking at in excel, csv or PDF
- Student: view the student's ISRs



Back to BIE Science Assessment Portal

Roster View: Science (General Education), Cyber Valley School 1-SCHCV1, 2022, Grade 5



Options Save Download Roster Student

Last Name	First Name	Science	
		Scale Score	Achievement Level
Forty	Student	548	Nearing Proficiency
Fortyfour	Student	535	Novice
Fortyone	Student	549	Nearing Proficiency
Fortythree	Student	542	Novice
Fortytwo	Student	550	Nearing Proficiency
Thirtyeight	Student	549	Nearing Proficiency
Thirtynine	Student	541	Novice
Thirtyseven	Student	558	Nearing Proficiency
Thirtysix	Student	537	Novice

Roster



Back to BIE Science Assessment Portal

Roster View: Science (General Education), Cyber Valley School 1-SCHCV1, 2022, Grade 5

Options Save Download Roster Student

Last Name	First Name
Forty	Student
Fortyfour	Student
Fortyone	Student
Fortythree	Student
Fortytwo	Student
Thiryeight	Student
Thirtynine	Student
Thirtyseven	Student
Thirtysix	Student

Organization Fields Scores Search Filter

General Information Select All / Reset

District Name District Number School Name School Number

Student Information Select All / Reset

Middle Initial Student ID Date of Birth Student Grade

Demographics Select All / Reset

Gender LEP Special Education FAY

Groups Per Page 20 Cancel Update



Individual Student Report



Help Recent

[Back to BIE Science Assessment Portal](#)

Individual Report: Science (General Education), Cyber Valley School 1-SCHCV1, 2022, Grade 5

Drill To Selection: Students whose Last Name is Thirtyseven, First Name is Student

Thirtyseven, Student

Student ID: 100000037

District Name: Cyber Valley District-CVD

School Name: Cyber Valley School 1-SCHCV1

Date of Birth: 01/09/1999

Student Grade: Grade 5

Score Results	Scale Score	Achievement Level	Performance Indicator
Science	558	Nearing Proficiency	
Physical Sciences			At/Near
Life Sciences			At/Near
Earth and Space Sciences			Below

Roster Summarize and Distribute Options

Last Name	First Name	Scale Score	Science	Achievement Level
Forty	Student	548		Nearing Proficiency
Fortyfour	Student	535		Novice
Fortyone	Student	549		Nearing Proficiency
Fortythree	Student	542		Novice
Fortytwo	Student	550		Nearing Proficiency
Thirtyeight	Student	549		Nearing Proficiency
Thirtynine	Student	541		Novice
Thirtyseven	Student	558		Nearing Proficiency
Thirtysix	Student	537		Novice

Sort >

Summarize

Summarize By >

- Gender
- LEP
- Special Education
- FAY

Distribute

Distribute By >



Roster Summarize and Distribute Options



Help Recent

Bureau School ▾

Back to BIE Science Assessment Portal

Summary Statistics: Science (General Education), Cyber Valley School 1-SCHCV1, 2022, Grade 5

Options Save Download Summarize Distribute Cross-Tab

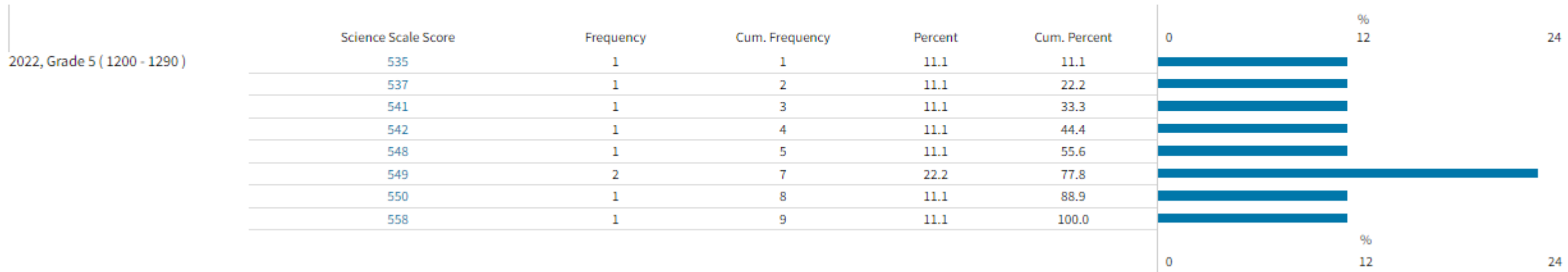
Science Scale Score

Gender	Population	Valid N	Mean	S.D.	Minimum	Maximum
Male	4	4	547.5	7.9	541	558
Female	5	5	543.8	7.2	535	550

Frequency Distribution: Science (General Education), Cyber Valley School 1-SCHCV1, 2022, Grade 5

Options Save Download Summarize Distribute Cross-Tab

Science Scale Score



Data Tools - Summarize



[Back to BIE Science Assessment Portal](#)

Summary Statistics: Science (General Education), Cyber Valley School 1-SCHCV1, 2022, Grade 5



Science Scale Score

Population	Valid N	Mean	S.D.	Minimum	Maximum
9	9	545.4	7.3	535	558



Data Tools - Distribute



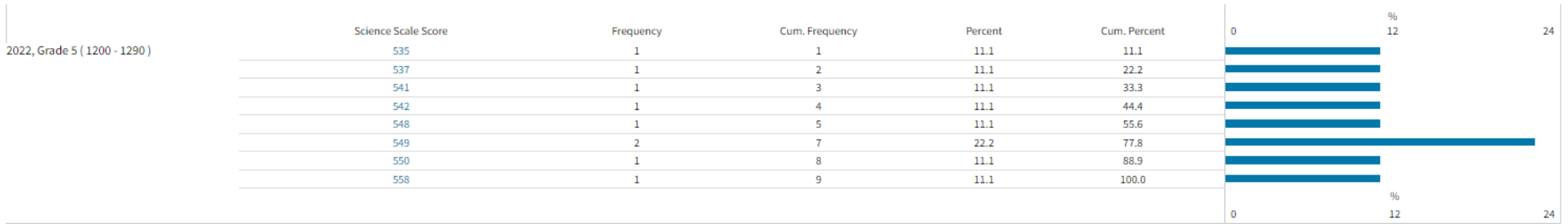
Help

[Back to BIE Science Assessment Portal](#)

Frequency Distribution: Science (General Education), Cyber Valley School 1-SCHCV1, 2022, Grade 5

Options Save Download Summarize **Distribute** Cross-Tab

Science Scale Score



Data Tools – Cross Tab



[Back to BiE Science Assessment Portal](#)

Cross-Tab: Science (General Education), Cyber Valley School 1-SCHCV1, 2022, Grade 5



Physical Sciences Performance Indicator by Life Sciences Performance Indicator

Number Tested

Life Sciences Performance Indicator	Physical Sciences Performance Indicator			Total
	Below	At/Near	Above	
Below	7	0	0	7
At/Near	1	0	0	2
Above	0	0	0	0
Total	8	1	0	9

[Drill To Roster View >](#)

Shared Reports



U.S. Department of the Interior
Bureau of Indian Education



Bureau Reports ▾

[Back to BIE Science Assessment Portal](#)

Program: MSA (Alternate As

Report: Performance Summ

Admin: ✓ 2022

Grade: ● Grade 3 Grade

No Org available.

Organization: Cyber Valley School 1-SCHCV1 ▾

Female all Demographics and PLs

Please enter at least 4 characters 🔍

Get Report



Downloading the Paper ISR in a .PDF File

In the *Download Center*, *Created For Me* menu, you can download a zip file containing pdf files of the paper ISR!

← Back to BIE Science Assessment Portal

Created By Me Created For Me

Program: MSAA (Alternate Assessment) ▼

Report: ISR pdf ▼

Year: ● 2022

Organization: Demo School 1

🔍 Search within Bureau Operated Schools

BIE

Bureau Operated Schools ▲

● Demo School 1

Download

I



User Activity



[Back to BIE Science Assessment Portal](#)

User Activity

User Activity (Summary)

Logout

Bureau School ▾

Control Panel

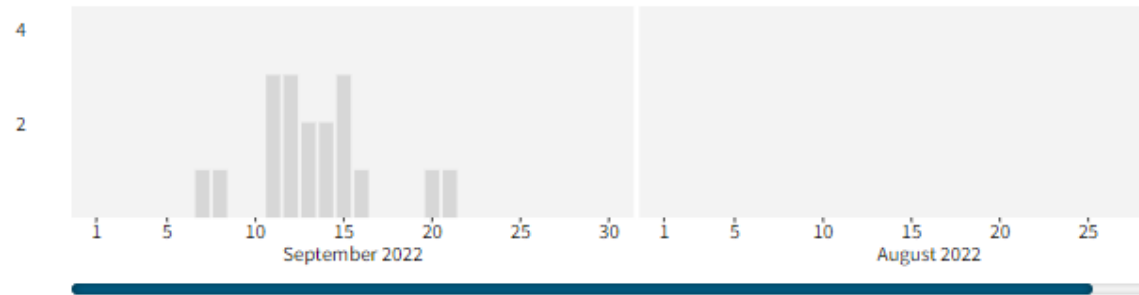
Logout

User Activity (Summary)

Summary By User By Report By Organization

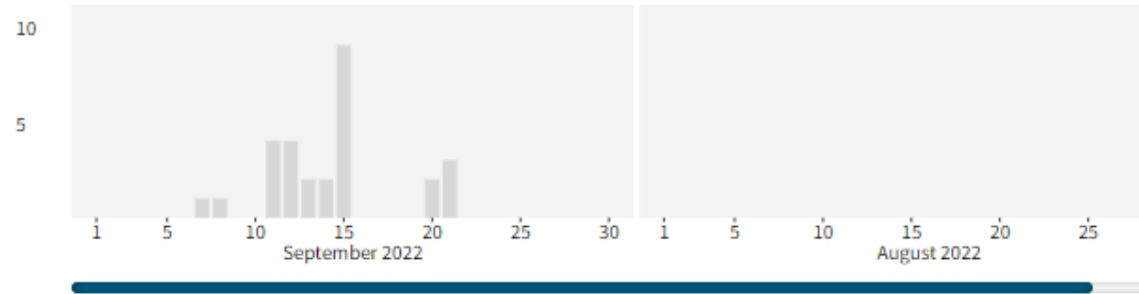
Unique Logins

Daily Weekly Monthly Yearly From: Aug 2022 To: Sept 2022



Total Logins

Daily Weekly Monthly Yearly From: Aug 2022 To: Sept 2022



Demo

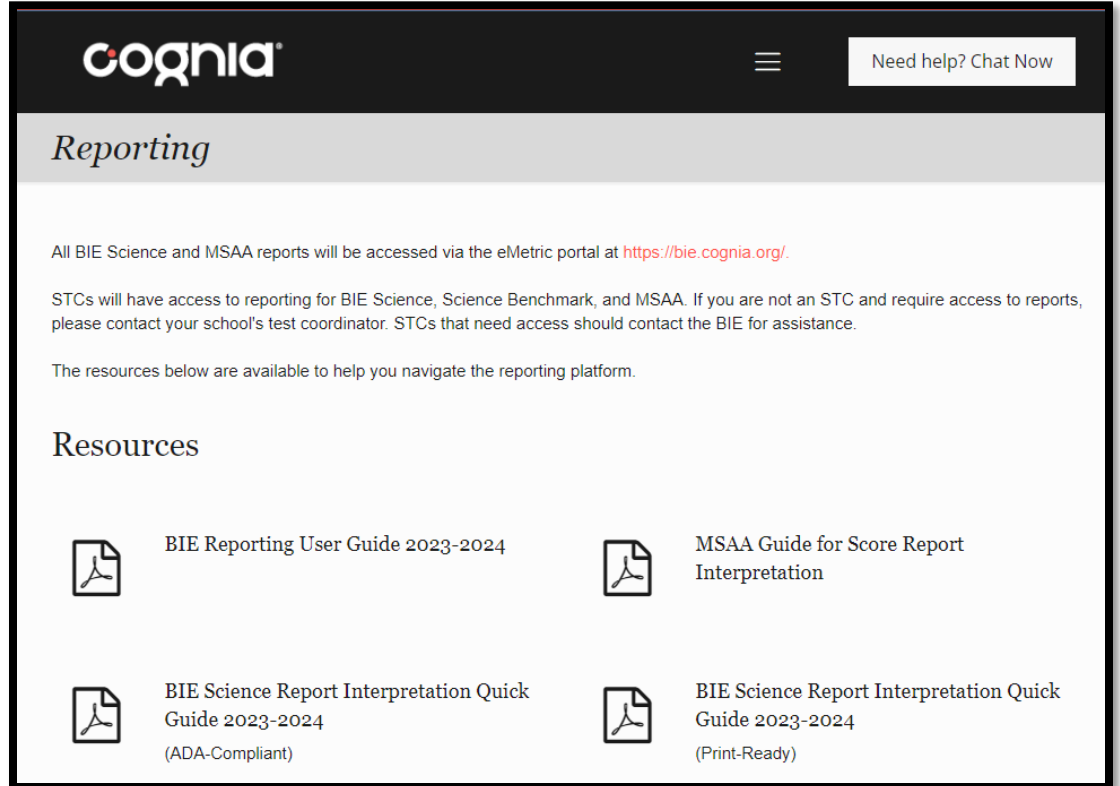


Questions?



Help & Support Site Reporting Resources

- <https://bie.onlinehelp.cognia.org/>
- Resources will be posted throughout the year
 - Key dates
 - Manuals
 - Training videos
 - Practice tests
 - Access to CBT practice test and answer documents
 - Downloadable PDFs of the practice test
 - Reporting resources
 - <https://bie.onlinehelp.cognia.org/reporting/>



The screenshot shows the Cognia website's reporting resources page. At the top left is the Cognia logo, and at the top right is a "Need help? Chat Now" button. The page title is "Reporting". Below the title, there is a paragraph stating that all BIE Science and MSAA reports will be accessed via the eMetric portal at <https://bie.cognia.org/>. Another paragraph explains that STCs will have access to reporting for BIE Science, Science Benchmark, and MSAA, and that non-STCs should contact their school's test coordinator. A third paragraph states that the resources below are available to help navigate the reporting platform. The "Resources" section contains four links to PDF guides: "BIE Reporting User Guide 2023-2024", "MSAA Guide for Score Report Interpretation", "BIE Science Report Interpretation Quick Guide 2023-2024 (ADA-Compliant)", and "BIE Science Report Interpretation Quick Guide 2023-2024 (Print-Ready)".

Help Desk

- Hours
 - Monday–Friday from 9:00 a.m.–6:00 p.m. (ET)
- Contact information
 - Phone: 800-887-7027
 - Email: BIETechSupport@cognia.org
 - Chat (accessible from the BIE Help & Support site)



Thank you!

Knowledge is Opportunity



Cognia is a global nonprofit that has the knowledge to help schools improve outcomes for all learners.

