



Welcome!

The training will begin shortly





U.S. Department of the Interior
Bureau of Indian Education

BIE Data Interaction Reporting

June 30th, 2025



Housekeeping

- All participants should remain on mute with their video off.
- Post all questions to the chat.
 - Questions will be addressed at each section break.
- Please add your name, email, and school to the chat.
- This training will be recorded.
- The recording will be posted to the Help & Support site.



Welcome & Introductions

Bureau of Indian Education (BIE)

- Aurelia Shorty, Education Program Specialist, Project Manager for Science
- Carmelia Becenti, Chief Academic Officer
- Donald Griffin, Section 504 Program Coordinator, Project Manager for MSAA

Cognia

- Mara Allaire, Program Manager
- Sarah McCain, IT Project Manager II

eMetric

- Gerry Retzloff, Project Manager
- Aarti Jagtap, Sr. Project Manager
- Kaelee Harper, Senior Support Center Manager



BIE Science and MSAA Assessment Reporting in Data Interaction

Gerry Retzloff, eMetric
Kaelee Harper, eMetric

Agenda

- Terms and Acronyms
- What Kind of Information is Available in Data Interaction?
- Key Dates
- Account Types and Accessing Data Interaction Reports in the Portal
- Generating Reports and Using Tools in Data Interaction
 - Student List
 - Summary Reports
 - Data Tools
 - Other features
- Demo
- Additional Training Resources



Terms and Definitions

- **BIE Science Assessments Portal** (aka “Portal”): website serving as entry point for online testing and reporting for BIE Science assessments and MSAA reporting
 - bie.cognia.org (viewable on desktop and mobile device)
- **iTester**: eMetric online test administration system used with BIE Science assessments (Summative and Benchmark Science), accessed via the Portal
- **Data Interaction**: eMetric reporting system for educators, accessed via the Portal



BIE Science Assessment Online System

Online System

Administration and Reporting Portal

<https://bie.cognia.org>

Test Delivery
Student Test Interface

Users

Reporting

Reporting Portal for BIE
Science Assessment and
MSAA Alternate Assessment,
both!

Site Setup

Transfer

Sessions

Scoring

Kiosk

Browser

Key Dates

Key Reporting Dates

Spring 2025 BIE General Science reports in DI	Jun 27, 2025
Spring 2025 MSAA (Alternate) ELA, Math, & Science reports in DI (includes ISR PDFs)	Jul 14, 2025
Spring 2025 BIE General Science ISRs PDFs in DI	Jul 16, 2025
Spring 2025 BIE General Science Print Reports in Schools	August 6, 2025



Access

- <http://bie.cognia.org>
- Open all year, previous accounts can be used this year
- If you are a new School Test Coordinator, please contact BIE. Upon account creation, a welcome email will be sent from the portal.
 - STCs will create all new portal user accounts
 - Usernames must be unique
 - Your email address controls your account
 - New users will receive two automated emails, one with username and one with temporary password from bietechsupport@cognia.org
- When an account is deactivated or reactivated, the user will receive an email
- STCs should periodically audit and deactivate user accounts

User Role	Responsibilities
School Test Coordinator (STC)	<ul style="list-style-type: none">• Manage Users (add, edit, or deactivate)• Access proctor password• Edit student information & assign student accommodations• Create, edit, and delete classes• Schedule test sessions & print logins• Manage & monitor test sessions• Assign test report code• Prepare IT network for student testing if there is no IT Coordinator• <i>View Science, MSAA, and Science Benchmark results in Data Interaction</i>
IT Coordinator (ITC)	<ul style="list-style-type: none">• Prepare IT network for student testing• Conduct Site Readiness testing
Test Administrator (TA)	<ul style="list-style-type: none">• Create classes• Create test sessions• View their students and test sessions• Print student login tickets for their test sessions• Manage & monitor test sessions• Assign test report codes• Score human scored items for Benchmark tests• <i>View Science Benchmark results in Data Interaction</i>
Report Access Only (RAO)	<ul style="list-style-type: none">• <i>View Science, MSAA, and Science Benchmark results in Data Interaction</i>


Portal Log-in



Portal URL: <https://bie.cognia.org/>

Welcome!

Bureau of Indian Education Science Assessment



Log In


eMetric

v3.25.0 Copyright © 2022 eMetric LLC Contact Us 800-887-7027 Terms of Use Privacy Policy

Portal Main Page (STC View)



1



2

Users

3


New User

4

Help & Support


5

Logout




Bureau of Indian Education Science Assessment Portal
BIE

6


Administration
Organize students for testing, schedule tests, and monitor testing progress.

7


Reporting
View summary and individual student results by test and content standards.

v3.25.0 Copyright © 2022 eMetric LLC [Contact Us](#) 800-887-7027 [Terms of Use](#) [Privacy Policy](#)



Icon	Description
1	BIE logo returns to portal home page
2	Access User Management
3	View & Edit user profile
4	Access the BIE Help & Support Site
5	Logout of the portal
6	Access Administration Component
7	Access Reporting

What is Available in Data Interaction?

- Reports available:
 - Roster (with customizable fields that vary with program)
 - Individual Student Report (the layout is different from the Cognia paper ISR)
 - Summary reports
 - Data tools
 - Summary
 - Distribution
 - Cross-Tab
 - Scatter plot (MSAA only)
 - Filters
- User Tools:
 - Student search
 - Save reports
 - Share reports
 - Download reports
 - Download paper ISR in pdf file
 - User activity log
 - Help guide



Data Interaction Main Page (MSAA View)

 U.S. Department of the Interior
Bureau of Indian Education 

[Shared Reports](#) [Download Center](#) [Help](#) [Saved Reports](#) **Gerry Retzloff** ▼

[Back to BIE Science Assessment Portal](#)

Program: MSAA (Alternate Assessment) ▼

Report: Performance Summary View ▼

Admin: ✓ 2025 2024 2023 2022

Grade: ● Grade 3 Grade 4 Grade 5 Grade 6 Grade 7 Grade 8 Grade 11

Organization 0 selected

BIE State

Bureau Operated Schools-BOS ▼

Navajo Area-NAV ▼

Tribally Controlled Schools-TCS ▼

[Get Report](#)

Select Program:

- MSAA (Alternate Assessment)
- Science (General Education)
- Science Benchmark



Select Report:

- Performance Summary
- Roster
- Data Tools

Select Organization:

- BIE State: BIE summary level data only
- BOS, TCS or NAV: summary level data only
- School name: school summary data and any student in school

Data Interaction Main Page (Science View)

 U.S. Department of the Interior
Bureau of Indian Education 

[Shared Reports](#) [Download Center](#) [Help](#) [Saved Reports](#) **Gerry Retzloff** ▼

[Back to BIE Science Assessment Portal](#)

Program: Science (General Education) ▼

Report: Performance Summary View ▼

Admin: ✓ 2025 2024 2023 2022

Grade: ● Grade 5 Grade 8 Grade 11

Organization 0 selected

BIE State

Bureau Operated Schools-BOS ▼

Navajo Area-NAV ▼

Tribally Controlled Schools-TCS ▼

Select Program:

- MSAA (Alternate Assessment)
- Science (General Education)
- Science Benchmark



Select Report:

- Performance Summary
- Roster
- Data Tools

Select Organization:

- BIE State: BIE summary level data only
- BOS, TCS or NAV: summary level data only
- School name: school summary data and any student in school

Data Interaction Main Page

U.S. Department of the Interior
Bureau of Indian Education

[Shared Reports](#) [Download Center](#) [Help](#) [Saved Reports](#) **Bureau School** ▼

[Back to BIE Science Assessment Portal](#)

Program: Science (General Education) ▼

Report: Performance Summary View ▼

Admin: ✓ 2022

Grade: ● Grade 5 Grade 8 Grade 11

Organization 0 selected

BIE State
Cyber Valley District-CVD ▼

Last Name ▼ Please enter at least 4 characters 🔍

Get Report

Other Tools:

- Shared Reports: Reports shared by other users
- Download Center: retrieve large file downloads here (i.e., 100+ ISR PDFs) or zip files with paper ISRs in PDF files
- Help guide
- Save report: Reports you saved
- Search for specific student by name or student ID (NASIS ID)

Performance Summary - Table



Bureau School ▾

[Back to BIE Science Assessment Portal](#)

Performance Summary View: Science (General Education), Cyber Valley School 1-SCHCV1, 2022, Grade 5



Options



Save



Download



Table



Chart



Transpose

Group	Admin	Grade	Science				
			Tested	Novice	Nearing Proficiency	Proficient	Advanced
				%	%	%	%
Cyber Valley School 1-SCHCV1	2022	Grade 5	9	44	56	0	0

Organization Stats Disaggregate Filter

Subjects

Select All / Reset

	Tested	Average Scale Score	% in Each Achievement Level	% in Each Performance Indicator
Science	<input checked="" type="checkbox"/>	<input type="checkbox"/>	<input checked="" type="checkbox"/>	-
Physical Sciences	<input type="checkbox"/>	<input type="checkbox"/>	<input type="checkbox"/>	<input type="checkbox"/>
Life Sciences	<input type="checkbox"/>	<input type="checkbox"/>	<input type="checkbox"/>	<input type="checkbox"/>
Earth and Space Sciences	<input type="checkbox"/>	<input type="checkbox"/>	<input type="checkbox"/>	<input type="checkbox"/>

Groups Per Page 20

Cancel Update

Organization Stats Disaggregate Filter

Subgroups

Gender LEP S

Groups Per Page 20

Jump to: 1 Go

Organization Stats Disaggregate Filter

Add Filter Reset

Showing students who are


Relationship ☒ And ☐ Or

Groups Per Page 20


Cancel Update


Performance Summary - Table

Disaggregated by Gender and show % of students in each Performance Indicator



U.S. Department of the Interior
Bureau of Indian Education





Help

Bureau School

▼

[Back to BIE Science Assessment Portal](#)

Performance Summary View: Science (General Education), Cyber Valley School 1-SCHCV1, 2022, Grade 5

Options

Save

Download

Table

Chart

Transpose

			Science					Physical Sciences			Life Sciences			Earth and Space Sciences		
Group	Admin	Grade	Tested	Novice	Nearing Proficiency	Proficient	Advanced	Below	At/Near	Above	Below	At/Near	Above	Below	At/Near	Above
				%	%	%	%	%	%	%	%	%	%	%	%	%
Cyber Valley School 1-SCHCV1	2022	Grade 5	9	44	56	0	0	89	11	0	78	22	0	78	22	0
Male	2022	Grade 5	4	50	50	0	0	75	25	0	50	50	0	75	25	0
Female	2022	Grade 5	5	40	60	0	0	100	0	0	100	0	0	80	20	0

Click on the blue text to disaggregate or drill to roster

<

Page 1 of 1

>

Jump to:

1

Go

Save Report



[Back to BIE Science Assessment Portal](#)


Performance Summary View: Science (General Education), Cyber Valley School 1-SCHCV1, 2022, Grade 5






Bureau School ▾






Group	Admin	Grade	Science					
			Tested	Average Scale Score	Novice	Nearing Proficiency	Proficient	Advanced
					%	%	%	%
Cyber Valley School 1-SCHCV1	2022	Grade 5	9	545	44	56	0	0
Male	2022	Grade 5	4	548	50	50	0	0
Female	2022	Grade 5	5	544	40	60	0	0

Folder: My Saved Reports 

Save this report as :
 Save

 Female all Demographics and PLs  

 Gender, Ave SS, PI  

Share Report

U.S. Department of the Interior
Bureau of Indian Education

Back to BIE Science Assessment Portal

Performance Summary View: Science (General Education), Cyber Valley School 1-SCHCV1, 2022, Grade 5

Options Save Download Table Chart Transpose

Bureau School

Folder: My Saved Reports

Save this report as:

Gender, Ave SS, PI

Female all Demographics and PLs

Save

Group	Admin	Grade	Test
Cyber Valley School 1-SCHCV1	2022	Grade 5	9
Male	2022	Grade 5	4
Female	2022	Grade 5	5

Share Report

Organization 1 selected (clear)

Search



- ✓ Cyber Valley School 1-SCHCV1
- Cyber Valley School 1-SCHCV1
- Cyber Valley School 2-SCHCV2



Share Cancel

Page 1 of 1

Jump to: 1 Go







Download Report

U.S. Department of the Interior
Bureau of Indian Education


Help  Bureau School 

[Back to BIE Science Assessment Portal](#)

Performance Summary View: Science (General Education), Cyber Valley School 1-SCHCV1, 2022, Grade 5

 Options  Save  Download  Table  Chart  Transpose

Group	Admin	Grade	Test Score	Science				Physical Sciences			Life Sciences			Earth and Space Sciences		
				Novice	Nearing Proficiency	Proficient	Advanced	Below	At/Near	Above	Below	At/Near	Above	Below	At/Near	Above
Cyber Valley School 1-SCHCV1	2022	Grade 5	9					%	%	%	%	%	%	%	%	%
Male	2022	Grade 5	4					11	0	78	22	0	78	22	0	
Female	2022	Grade 5	5					25	0	50	50	0	75	25	0	
								0	0	100	0	0	80	20	0	

Download Report 

Download

☒ PDF ☐ CSV ☐ EXCEL

Report Name

report




Layout

☒ Landscape ☐ Portrait

Pages

☒ Current Page ☐ All ☐ Custom

Download

 Page 1 of 1  Jump to: 



Download Center



[← Back to BIE Science Assessment Portal](#)



Bureau School ▼

Created For Me

Created By Me

No Queued PDF's available for download.


Download Center

Online Reporting by
Data Interaction™

Back to New Mexico Portal

Queued PDF

help Recent Admin eMetric ▼

	Report Name	Status	Date	Pages
	All BOY G3	queued	08/06/2021 22:51:21	5747


File is being generated

Online Reporting by
Data Interaction™

Back to New Mexico Portal

Queued PDF

help Recent Admin eMetric ▼

	Report Name	Status	Date	Pages
	All BOY G3	finished	08/06/2021 22:51:21	5747

File is complete and ready for download

Performance Summary – Chart



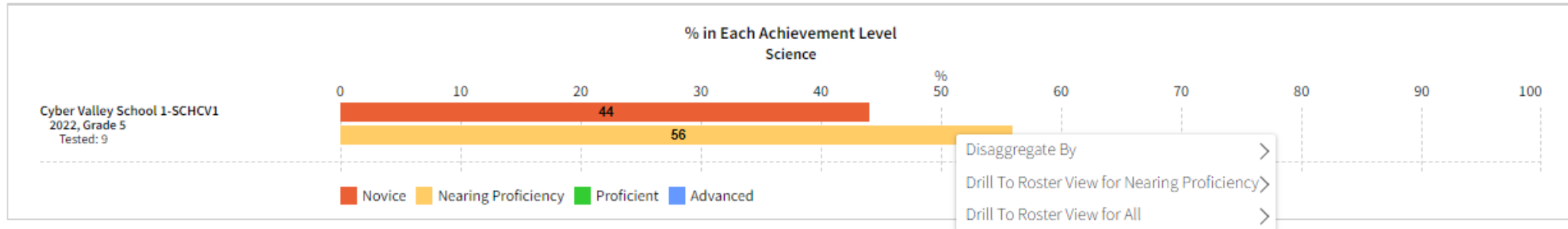
Bureau School ▼

[Back to BIE Science Assessment Portal](#)

Performance Summary View: Science (General Education), Cyber Valley School 1-SCHCV1, 2022, Grade 5



Sort By: None ▼



Performance Summary – Transpose



Bureau School ▼

[Back to BIE Science Assessment Portal](#)

Performance Summary View: Science (General Education), Cyber Valley School 1-SCHCV1, 2022, Grade 5



Group	Subject	Admin	Grade	Tested	% in Each Performance Indicator		
					Below	At/Near	Above
					%	%	%
Cyber Valley School 1-SCHCV1	Science	2022	Grade 5	9			
Cyber Valley School 1-SCHCV1	Physical Sciences	2022	Grade 5		89	78	78
Cyber Valley School 1-SCHCV1	Life Sciences	2022	Grade 5		11	22	22
Cyber Valley School 1-SCHCV1	Earth and Space Sciences	2022	Grade 5		0	0	0

Roster

- Options: choose fields and score data you want to view (demographic data, test data, reporting categories, etc.)
- Save: save the report to retrieve it later without having to add or remove fields and sorting
- Download: download the data you are looking at in excel, csv or PDF
- Student: view the student's ISRs



[Back to BIE Science Assessment Portal](#)

Roster View: Science (General Education), Cyber Valley School 1-SCHCV1, 2022, Grade 5



Last Name	First Name	Science	
		Scale Score	Achievement Level
Forty	Student	548	Nearing Proficiency
Fortyfour	Student	535	Novice
Fortyone	Student	549	Nearing Proficiency
Fortythree	Student	542	Novice
Fortytwo	Student	550	Nearing Proficiency
Thirtyeight	Student	549	Nearing Proficiency
Thirtynine	Student	541	Novice
Thirtyseven	Student	558	Nearing Proficiency
Thirtysix	Student	537	Novice

Roster



Bureau School ▼

[Back to BIE Science Assessment Portal](#)



Roster View: Science (General Education), Cyber Valley School 1-SCHCV1, 2022, Grade 5

- Forty
- Fortyfour
- Fortyone
- Fortythree
- Fortytwo
- Thirteight
- Thirtynine
- Thirtyseven
- Thirtysix

Last Name

First Name

Student

Student

Student

Student

Student

Student

Student

Student

Student

Organization

Fields

Scores

Search

Filter

✕

^ General Information

Select All / Reset

District Name

District Number

School Name

School Number

^ Student Information

Select All / Reset

Middle Initial

Student ID

Date of Birth

Student Grade

^ Demographics

Select All / Reset

Gender

LEP

Special Education

FAY

Groups Per Page

20

▼

Cancel

Update

Individual Student Report



Help Recent

[Back to BIE Science Assessment Portal](#)

Individual Report : Science (General Education), Cyber Valley School 1-SCHCV1, 2022, Grade 5

Options

Save

Download

Roster

Student

Drill To Selection: Students whose Last Name is Thirtyseven, First Name is Student

Thirtyseven, Student

Student ID: 100000037

District Name: Cyber Valley District-CVD

School Name: Cyber Valley School 1-SCHCV1

Date of Birth: 01/09/1999

Student Grade: Grade 5

Score Results	Scale Score	Achievement Level	Performance Indicator
Science	558	Nearing Proficiency	
Physical Sciences			At/Near
Life Sciences			At/Near
Earth and Space Sciences			Below

Page 1 of 1

Jump to:

Roster Summarize and Distribute Options



[Back to BIE Science Assessment Portal](#)

Roster View: Science (General Education), Cyber Valley School 1-SCHCV1, 2022, Grade 5




Bureau School ▼




		Science	
Last Name	First Name	Scale Score	Achievement Level
Forty	Student	548	Nearing Proficiency
Fortyfour	Student	535	Novice
Fortyone	Student	549	Nearing Proficiency
Fortythree	Student	542	Novice
Fortytwo	Student	550	Nearing Proficiency
Thirtyeight	Student	549	Nearing Proficiency
Thirtynine	Student	541	Novice
Thirtyseven	Student	558	Nearing Proficiency
Thirtysix	Student	537	Novice

- Sort >
- Summarize
- Summarize By >
 - Gender
 - LEP
 - Special Education
 - FAY
- Distribute
- Distribute By >

Data Tools - Summarize




U.S. Department of the Interior
Bureau of Indian Education



?

Help



Back to BIE Science Assessment Portal

Summary Statistics: Science (General Education), Cyber Valley School 1-SCHCV1, 2022, Grade 5

Options

Save

Download

Summarize

Distribute

Cross-Tab

Science Scale Score

Population	Valid N	Mean	S.D.	Minimum	Maximum
9	9	545.4	7.3	535	558



Data Tools - Distribute

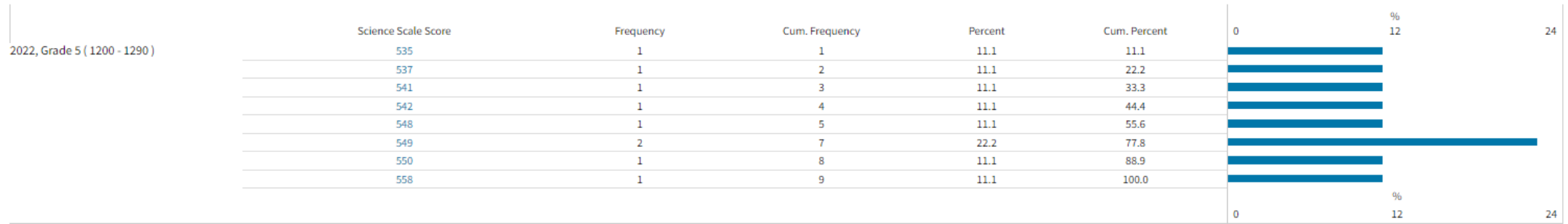


[Back to BIE Science Assessment Portal](#)

Frequency Distribution: Science (General Education), Cyber Valley School 1-SCHCV1, 2022, Grade 5



Science Scale Score



Data Tools – Cross Tab



U.S. Department of the Interior
Bureau of Indian Education



Help

[Back to BiE Science Assessment Portal](#)

Cross-Tab: Science (General Education), Cyber Valley School 1-SCHCV1, 2022, Grade 5



Options



Save



Download



Summarize



Distribute



Cross-Tab

Physical Sciences Performance Indicator by Life Sciences Performance Indicator

Number Tested



Life Sciences Performance Indicator	Physical Sciences Performance Indicator			Total
	Below	At/Near	Above	
Below	7	0	0	7
At/Near	1	0	0	2
Above	0	0	0	0
Total	8	1	0	9

Drill To Roster View

Shared Reports

U.S. Department of the Interior
Bureau of Indian Education

[Shared Reports](#) [Download Center](#) [Help](#) [Saved Reports](#) **Bureau Reports** ▼

[Back to BIE Science Assessment Portal](#)

Program: MSAA (Alternate As...

Report: Performance Summ...

Admin: ✓ 2022

Grade: ● Grade 3 Grade

No Org available.

Please enter at least 4 characters

Get Report

Organization: Cyber Valley School 1-SCHCV1 ▼

Female all Demographics and PLs

Downloading the Paper ISR in a .PDF File

In the *Download Center*, *Created For Me* menu, you can download a zip file containing pdf files of the paper ISR!

[← Back to BIE Science Assessment Portal](#)

Created By Me Created For Me

Program: MSAA (Alternate Assessment) ▼

Report: ISR pdf ▼

Year: ● 2022

Organization: Demo School 1

🔍 Search within Bureau Operated Schools

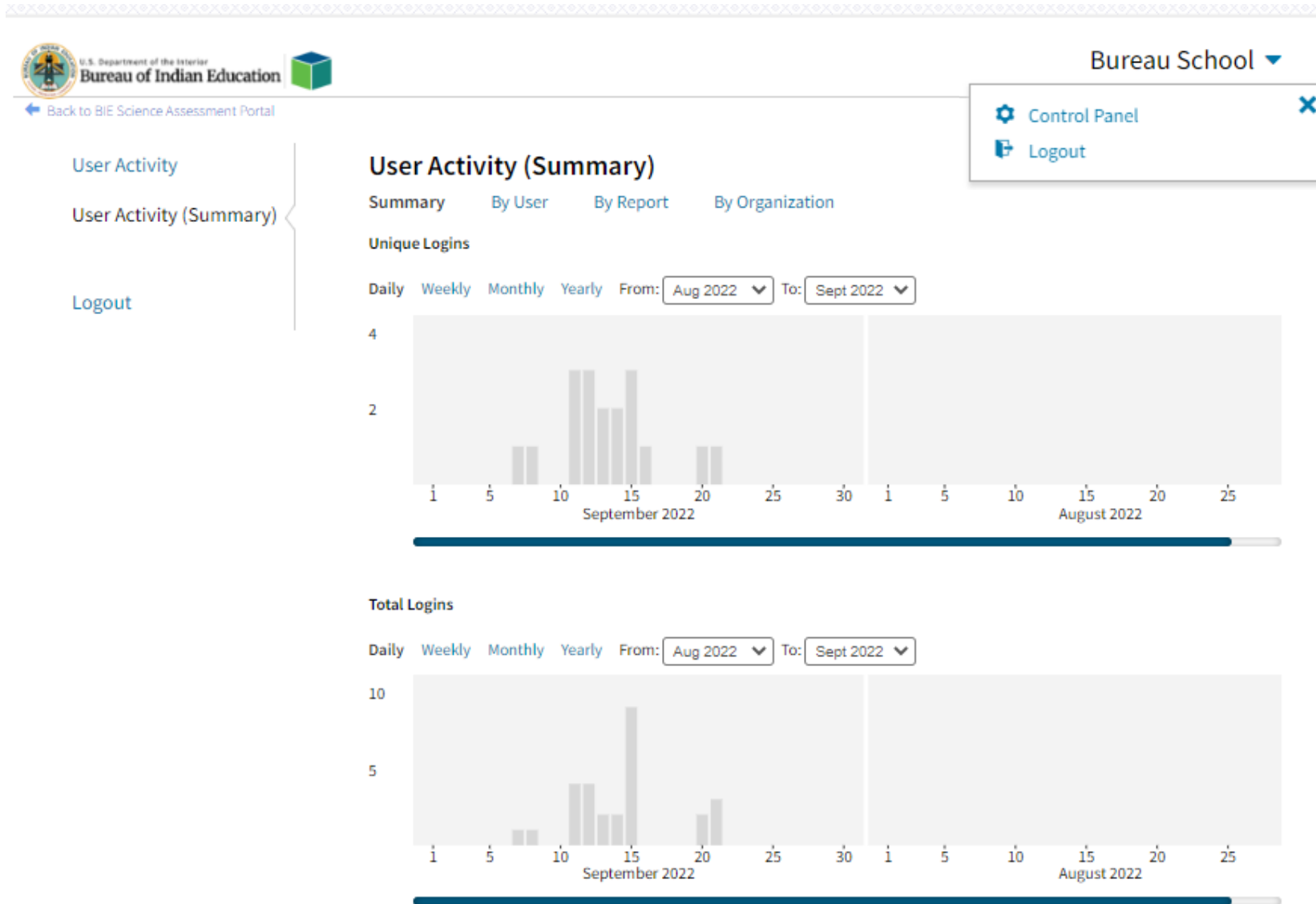
BIE

Bureau Operated Schools ▲

● Demo School 1

Download

User Activity



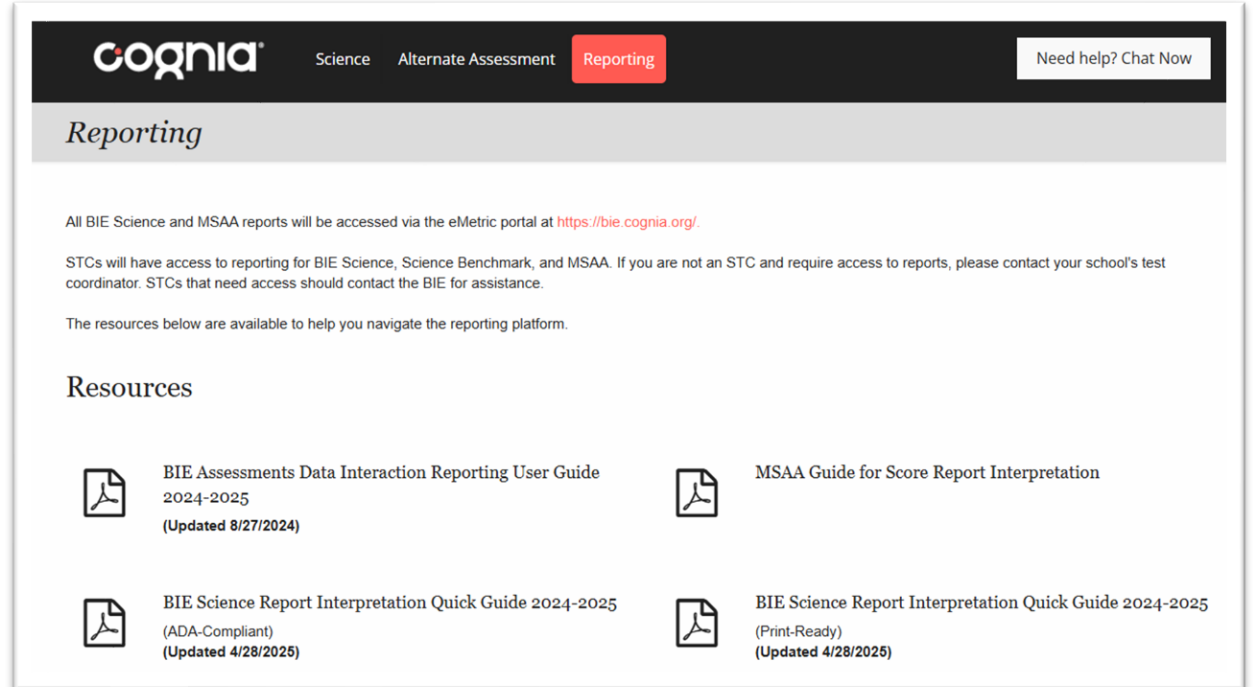
Demo

Questions?



Help & Support Site Reporting Resources

- <https://bie.onlinehelp.cognia.org/>
- Resources will be posted throughout the year
 - Key dates
 - Manuals
 - Training videos
 - Practice tests
 - Access to CBT practice test and answer documents
 - Downloadable PDFs of the practice test
- Reporting resources
 - <https://bie.onlinehelp.cognia.org/reporting/>







The screenshot shows the Cognia Reporting Resources page. At the top is a navigation bar with the Cognia logo and links for Science, Alternate Assessment, and Reporting (highlighted in red). A 'Need help? Chat Now' button is in the top right. Below the navigation bar is a grey header with the word 'Reporting'. The main content area contains the following text:

All BIE Science and MSAA reports will be accessed via the eMetric portal at <https://bie.cognia.org/>.

STCs will have access to reporting for BIE Science, Science Benchmark, and MSAA. If you are not an STC and require access to reports, please contact your school's test coordinator. STCs that need access should contact the BIE for assistance.

The resources below are available to help you navigate the reporting platform.

Resources

 BIE Assessments Data Interaction Reporting User Guide 2024-2025 (Updated 8/27/2024)	 MSAA Guide for Score Report Interpretation
 BIE Science Report Interpretation Quick Guide 2024-2025 (ADA-Compliant) (Updated 4/28/2025)	 BIE Science Report Interpretation Quick Guide 2024-2025 (Print-Ready) (Updated 4/28/2025)

Help Desk

Hours

- Monday–Friday from 9:00 a.m.–6:00 p.m. (ET)

Contact information

- Phone: 800-887-7027
- Email: BIETechSupport@cognia.org
- Chat (accessible from the BIE Help & Support site)



Thank you!

Knowledge is Opportunity



Cognia is a global nonprofit that has the knowledge to help schools improve outcomes for all learners.

